

www.wgmotor.com



杭州微光电子股份有限公司 Hangzhou Weiguang Electronic Co., Ltd.

地址: 杭州余杭经济开发区兴中路365号 (兴中厂区)
杭州余杭经济开发区红丰路512号 (红丰厂区)

邮编: 311100

电话: 0571-86240288 89166617 89186908

传真: 0571-86238506

E-mail: service@wgmotor.com

<http://www.wgmotor.com>

Add: No.365, Xingzhong Road, Yuhang Region, Hangzhou, China (Xingzhong Factory)

No.512, Hongfeng Road, Yuhang Region, Hangzhou, China (Hongfeng Factory)

P.C.: 311100

Tel: 0571-86240288 89166617 89186908

Fax: 0571-86238506

E-mail: service@wgmotor.com

<http://www.wgmotor.com>

W WEIGUANG
微光电子
SINCE 1986



杭州微光电子股份有限公司
Hangzhou Weiguang Electronic Co., Ltd.

Catalogue 2011




DIRECTORY 目录

公司简介	Company introduction	03-04
设备、资质证书	Production equipment and honor	05-06
YWF 系列外转子轴流风机	YWF Series Axial Fans	07-53
YWF/WBL 系列离心风机	YWF/WBL Series Centrifugal Fans	54-64
YWF 系列外转子电机	YWF Series External Rotor Motors	65-70
YZF 系列罩极电机	YZF Series Shaded Pole Motors	71-76
YZF 系列带端子电机	YZF With Pin terminal Motors	77-77
YCF 系列电容电机	YCF Series Capacitance Motors	78-78
ECM 系列电子整流直流无刷电机	Electronic Commutator Motors	80-82
YZF30 系列罩极电机	YZF30 Series Shaded Pole Motors	85-88
YGF 系列贯流风机	YGF Series Cross Flow Motors	89-90
YJF 系列罩极电机	YJF Series Shaded Pole Motors	91-95



公司简介 Company Introduction

杭州微光电子股份有限公司成立于1986年，是专业生产各类风扇电机的国家火炬计划重点高新技术企业和中国电子元件百强企业，企业通过ISO9001质量管理体系认证、ISO14001环境管理体系认证、ISO18001职业健康安全管理体系认证，产品通过  认证，外转子风机取得全国工业产品生产许可证。在激烈的市场竞争中，企业凭借严格的科学管理，可靠的生产质量赢得了世界各地广大客户的信赖。

我们将不断努力、竭诚为新老客户提供优质产品和服务。

Hangzhou Weiguang Electronic Co., Ltd., was established in 1986, is a high technology professional manufacturer of Fan Motors in Zhejiang Province, with  approval and ISO9001, ISO14001, ISO18001 certification.

We believe in the policy of continuous improvement and is backed by a strong Research and Development Department.

With a world class Laboratory for Performance, Endurance, Noise Level, Airflow and Static Pressure, what ensures the competitive quality.

With state of the art manufacturing facility, reliable quality and scientific management, we has won the trust of customers all over the world.

Do contact us to find a solution for your individual application.



红丰厂区 Hongfeng Factory



Hangzhou Weiguang Electronic Co.,Ltd.

兴中厂区 Xingzhong Factory

生产设备 Production Equipment



资质证书 Qualification Certificates

企业已通过ISO9001质量管理体系认证、ISO14001环境管理体系认证, ISO18001职业健康安全管理体系认证。产品通过 、、、 认证, 外转子风机取得全国工业产品生产许可证。



YWF Axial Fans

YWF系列产品概述 YWF Summarize of products

- YWF系列轴流风机为外转子电机，该系列外转子电机具有结构紧凑、安装方便、运行可靠、噪音低、节能高效等特点。
- YWF系列轴流风机分为单相异步电容运转和三相异步运转两种。广泛应用于冷凝器、蒸发器等制冷设备及通风循环领域。
- YWF系列轴流风机的绝缘等级为B级、F级。
- 电压：单相电容运转电机为220V/50Hz,三相电机为380V/50Hz。我们可以按照客户要求生产不同电压、频率的电机。
- 电机电源引线标准长度为1.5米，同时还有接线盒形式可供客户选择。
- 电机适用的环境温度为-30℃~60℃。
- 电机平均使用寿命为30000小时以上。
- 我厂所有电机通过欧洲CE认证和中国CCC认证。
- 电机使用前，必须将电机接地线与外部接地装置有效连接。

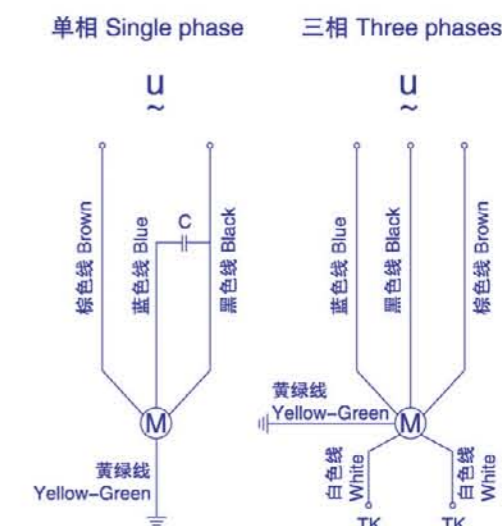
- YWF series axial fans are external rotor fan motors. These motors have characteristics of compact structure, convenient installation, energy conservation and high efficiency.
- YWF series axial fan motors have two types, single phase asynchronous capacitor run fan motor and three phases asynchronous fan motor, They are widely used in condenser, evaporator and other refrigeration equipment and ventilating cycle areas.
- The insulation class of the YWF series axial fans is B or F.
- Voltage: The voltage of the single phase motor is 220V/50Hz, and the voltage of the three phases motors is 380V/50Hz. We can also supply other fan motors with different voltages and frequencies according to clients' requirement.
- The standard length of the electrical wire on the fan is 1.5m and we can also supply the fan motors with connection box for clients' choices.
- The applicable ambient temperature of the fan motors used in condenser is from -30℃ to 60℃.
- The average service life of motors is over 30000 hours.
- All motors in our factory got CE approval in Europe and CCC safety certificate in China.
- Before operating the motor, make sure to put the earth wire of the motor connected with the external grounding device.

风机型号说明 Illustration of fan motor model

YWF - 4 E - 350 - S - 102 / 34 - *
① ②③ ④ ⑤ ⑥ ⑦ ⑧

- ① 交流感应异步外转子风扇电动机
AC Induction asynchronous external rotor fan motor
- ② 电机极数
Motor poles
- ③ E - 单相电容运转, D - 三相异步运转
E - Single phase capacitor operation, D - Three phases asynchronous operation
- ④ 风叶直径
The diameter of the fan blade
- ⑤ 风向: S-吸风、B-吹风
Air direction: S-Sucking, B-Blowing
- ⑥ 转子直径
The diameter of the rotor
- ⑦ 铁芯叠厚
The thickness of laminated core
- ⑧ 风机特征:
G-网罩、B-方框、T-圆筒、R-圆框、E-IP54、J-冷风机专用
Characteristics of the fan motor:
G-Grid, B-Square Frame, T-Cylinder, R-Round Frame, E-Insulation class IP54, J-Sepecial for air cooler

接线图 Wiring diagram



Ø 200 外转子轴流风机 Axial Fans

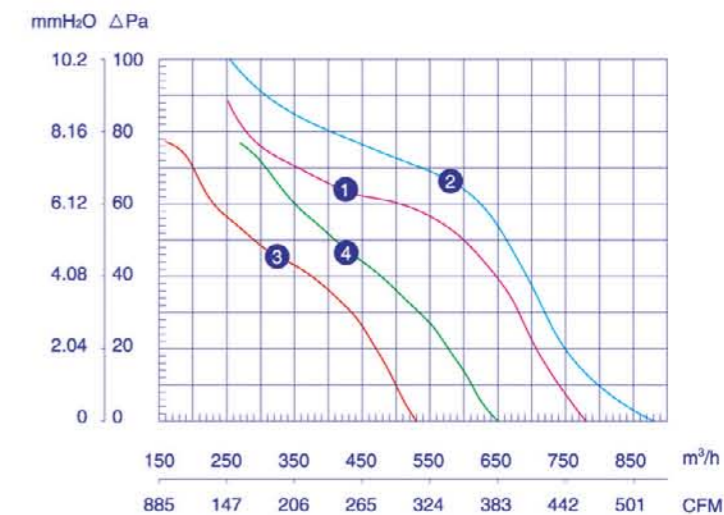


使用说明:

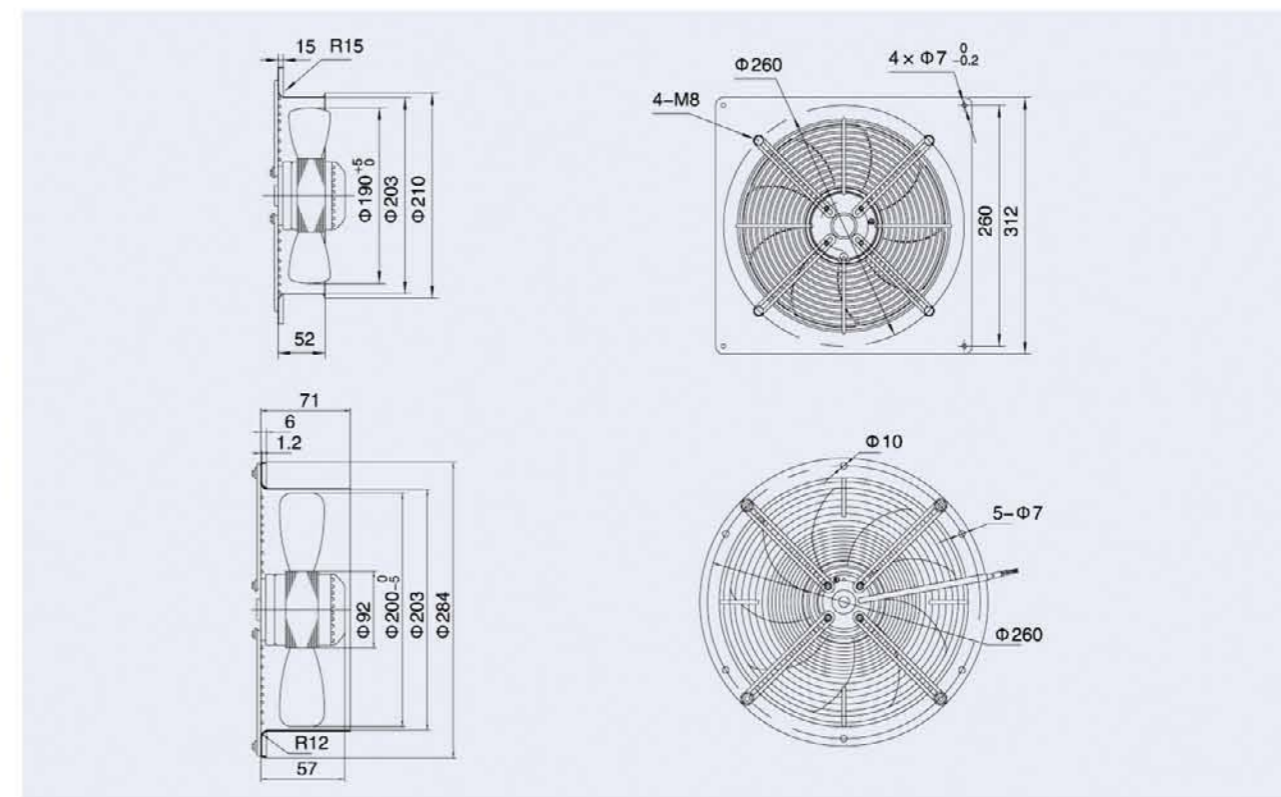
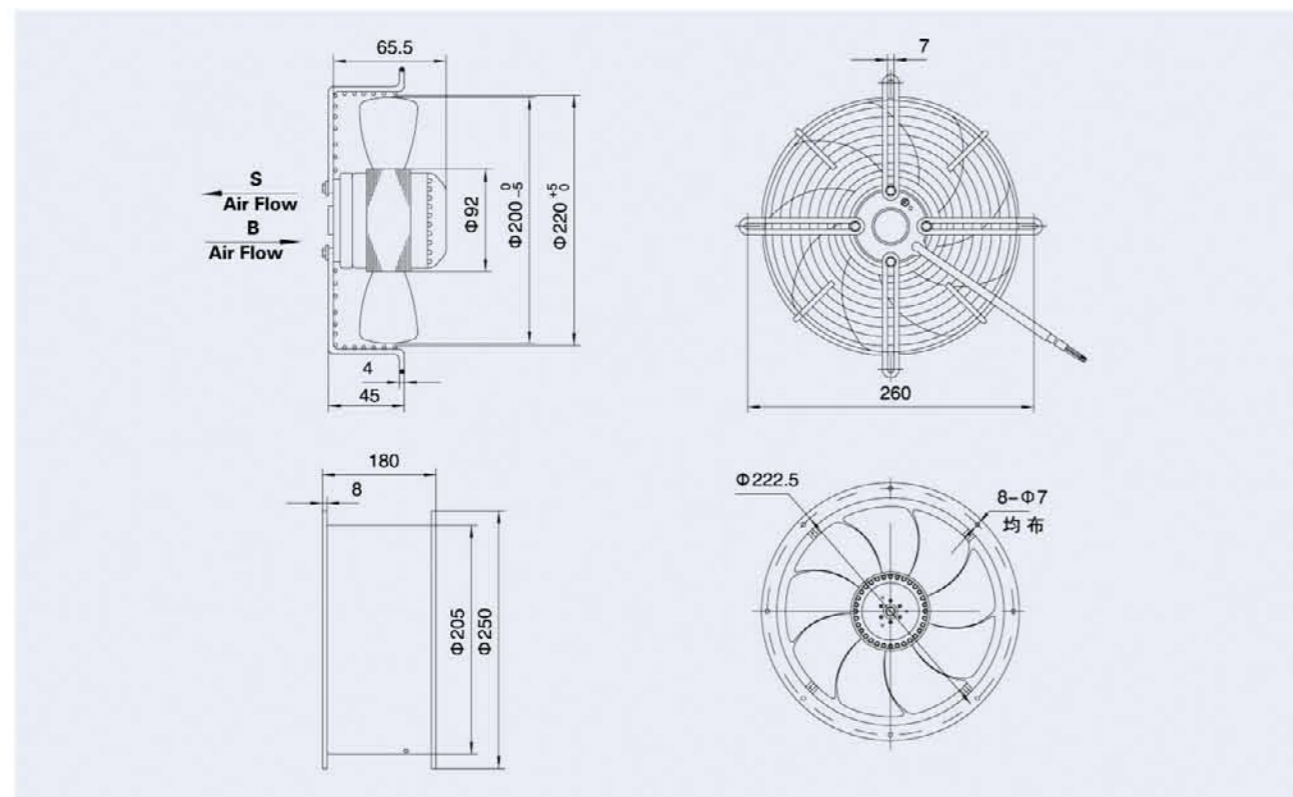
工作方式: S1
绝缘等级: B级 F级
环境温度: -30°C ~ 60°C

应用范围:

2E-200-9 220V/50Hz 0-90Pa (20Pa-710m³/h)
2E-200-9 120V/60Hz 0-90Pa (20Pa-750m³/h)
4E-200-9 220V/50Hz 0-60Pa (20Pa-470m³/h)
4E-200-9 120V/60Hz 0-60Pa (20Pa-580m³/h)



Icon	Icon	Icon	Icon	VOLTAGE 额定电压 V	FREQUENCY 频率 Hz	CURRENT 额定电流 A	INPUT 输入功率 W	SPEED 额定转速 r/min	AIR VOLUME 额定风量 m³/h	CAPACITANCE 电容 μF	NOISE 噪音 dBA	NET WEIGHT 净重 kg	LICENSE 证书	NO. ON THE CURVE
				220	50	0.26	55	2300	780	2	50	3.5	CE	1
				120	60	0.65	75	2500	890	8	50	3.5	CE	2
				220	50	0.21	40	1400	530	1.5	45	3.5	CE	3
				120	60	0.31	40	1700	650	5	45	3.5	CE	4



Ø 250 外转子轴流风机 Axial Fans

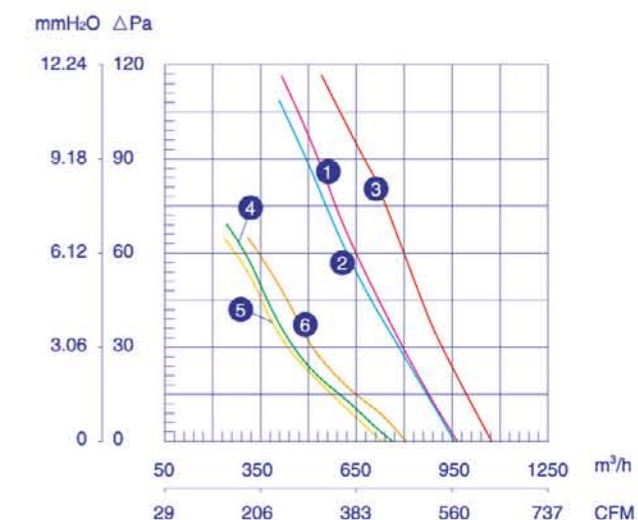


使用说明:

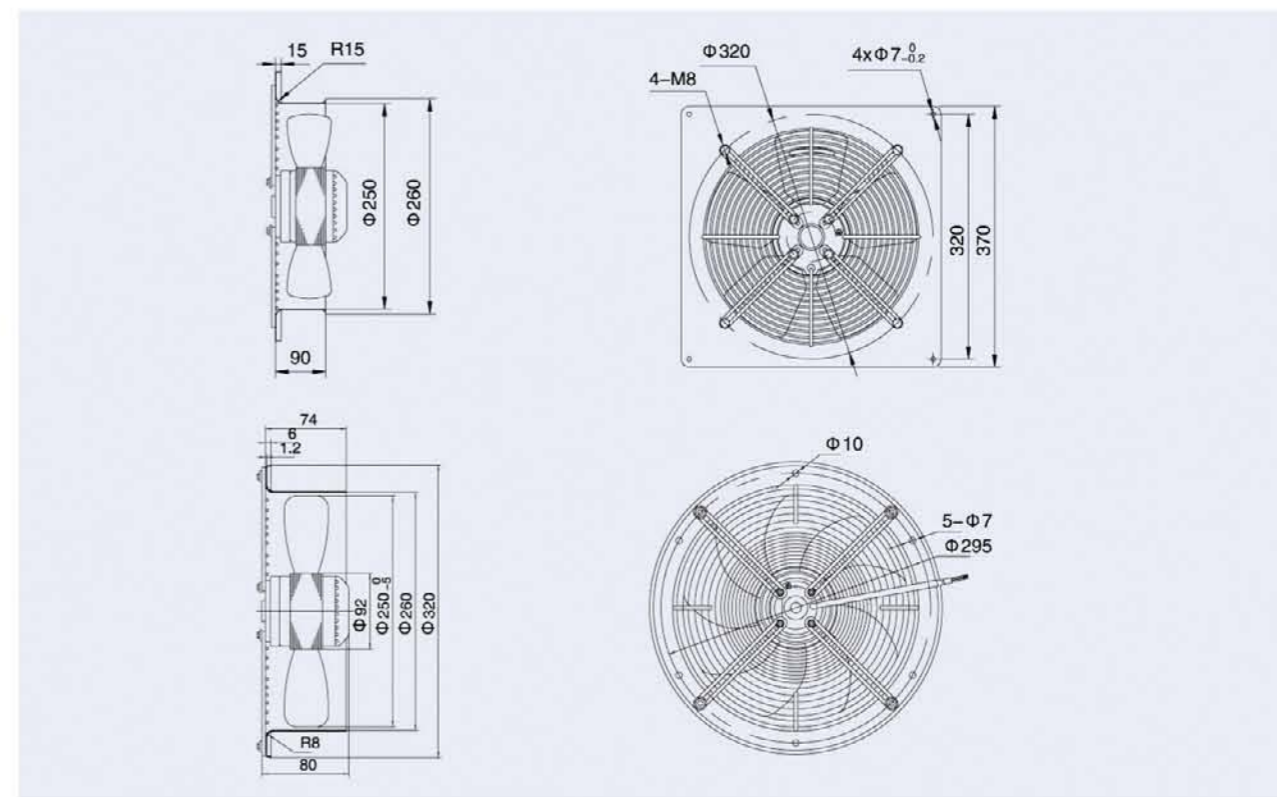
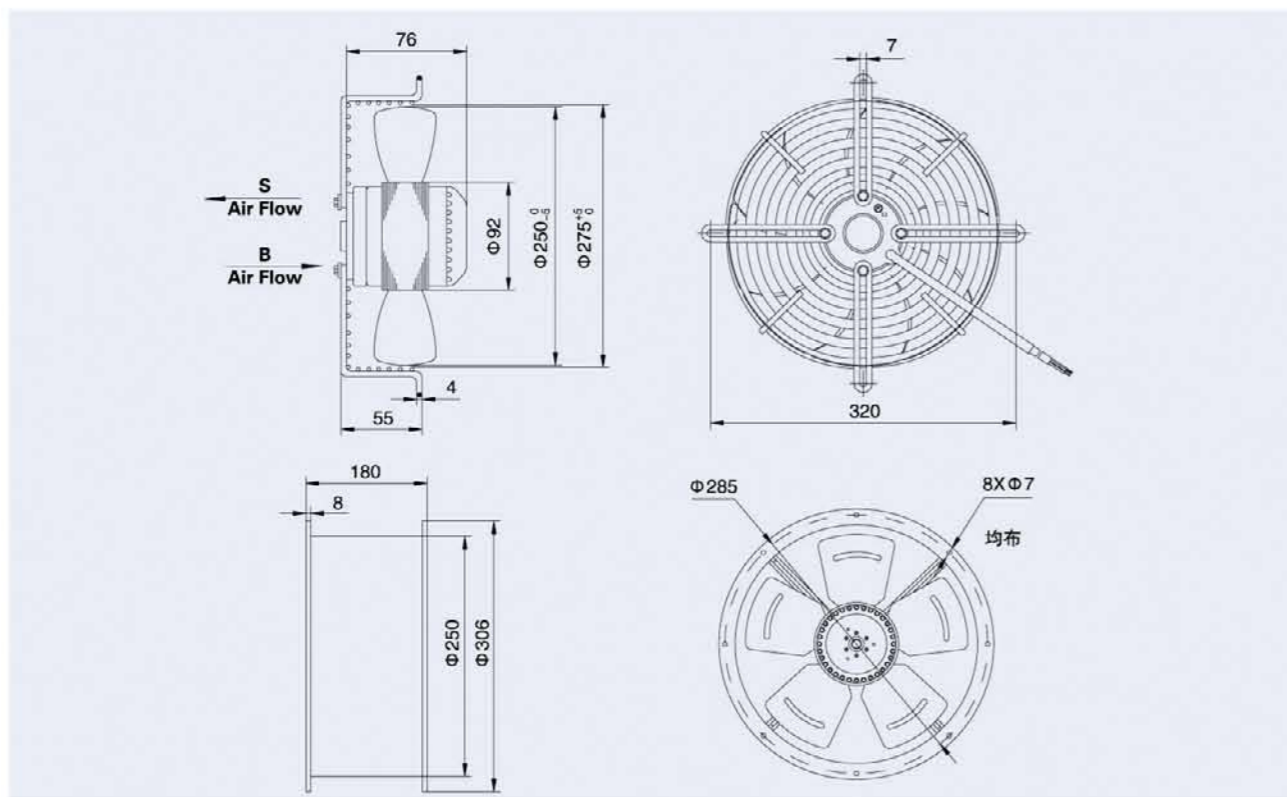
工作方式: S1
绝缘等级: B级 F级
环境温度: -30°C ~ 60°C

应用范围:

2D-250 380V/50Hz 0-90Pa (20Pa-850m³/h)
2E-250 220V/50Hz 0-90Pa (20Pa-830m³/h)
2E-250 120V/60Hz 0-60Pa (20Pa-950m³/h)
4D-250 380V/50Hz 0-60Pa (20Pa-540m³/h)
4E-250 220V/50Hz 0-60Pa (20Pa-520m³/h)
4E-250 120V/60Hz 0-60Pa (20Pa-600m³/h)



Icon	Icon	Icon	Icon	VOLTAGE 额定电压 V	FREQUENCY 频率 Hz	CURRENT 额定电流 A	INPUT 输入功率 W	SPEED 额定转速 r/min	AIR VOLUME 额定风量 m³/h	CAPACITANCE 电容 μF	NOISE 噪音 dBA	NET WEIGHT 净重 kg	LICENSE 证书	NO. ON THE CURVE
				380	50	0.22	80	2500	970	/	60	2.5	CCC CE	1
				220	50	0.40	80	2400	960	3	60	2.5	CCC CE	2
				120	60	0.95	120	2850	1070	10	60	2.5	CCC CE	3
				380	50	0.17	60	1400	770	/	55	2.5	CCC CE	4
				220	50	0.23	50	1380	730	2	55	2.5	CCC CE	5
				120	60	0.55	65	1600	800	8	55	2.5	CCC CE	6



Ø 300 外转子轴流风机 Axial Fans

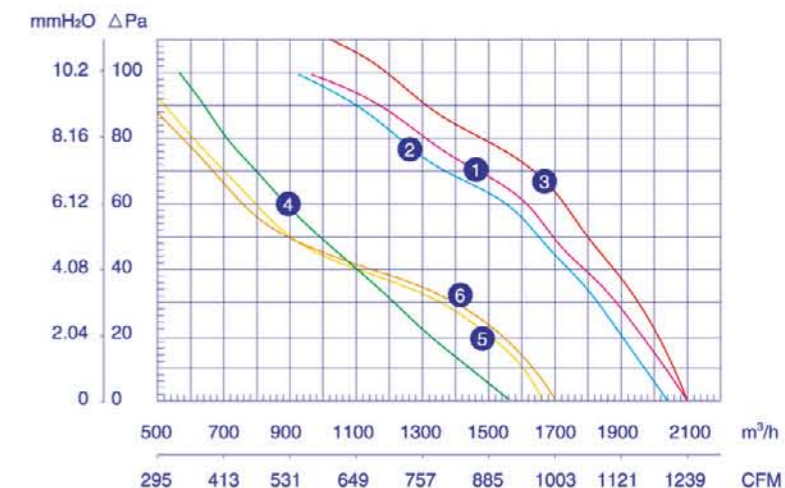


使用说明:

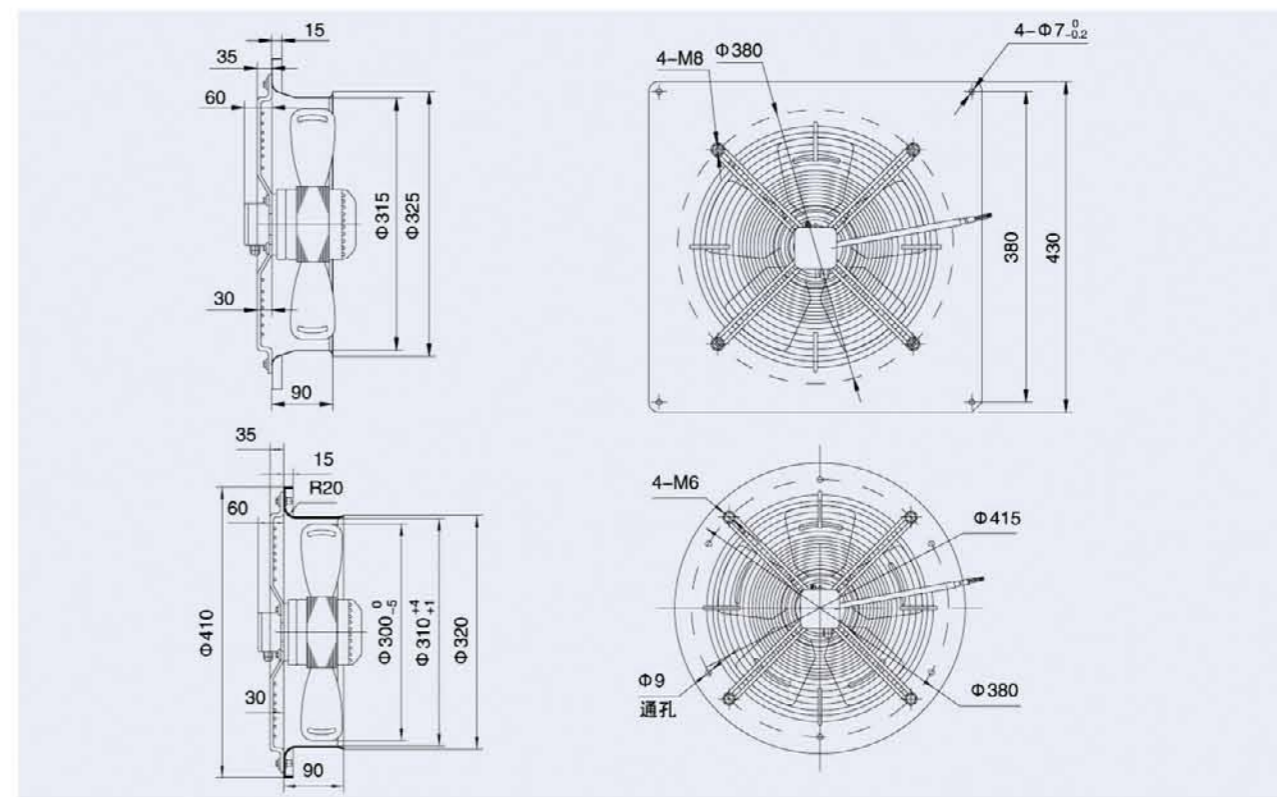
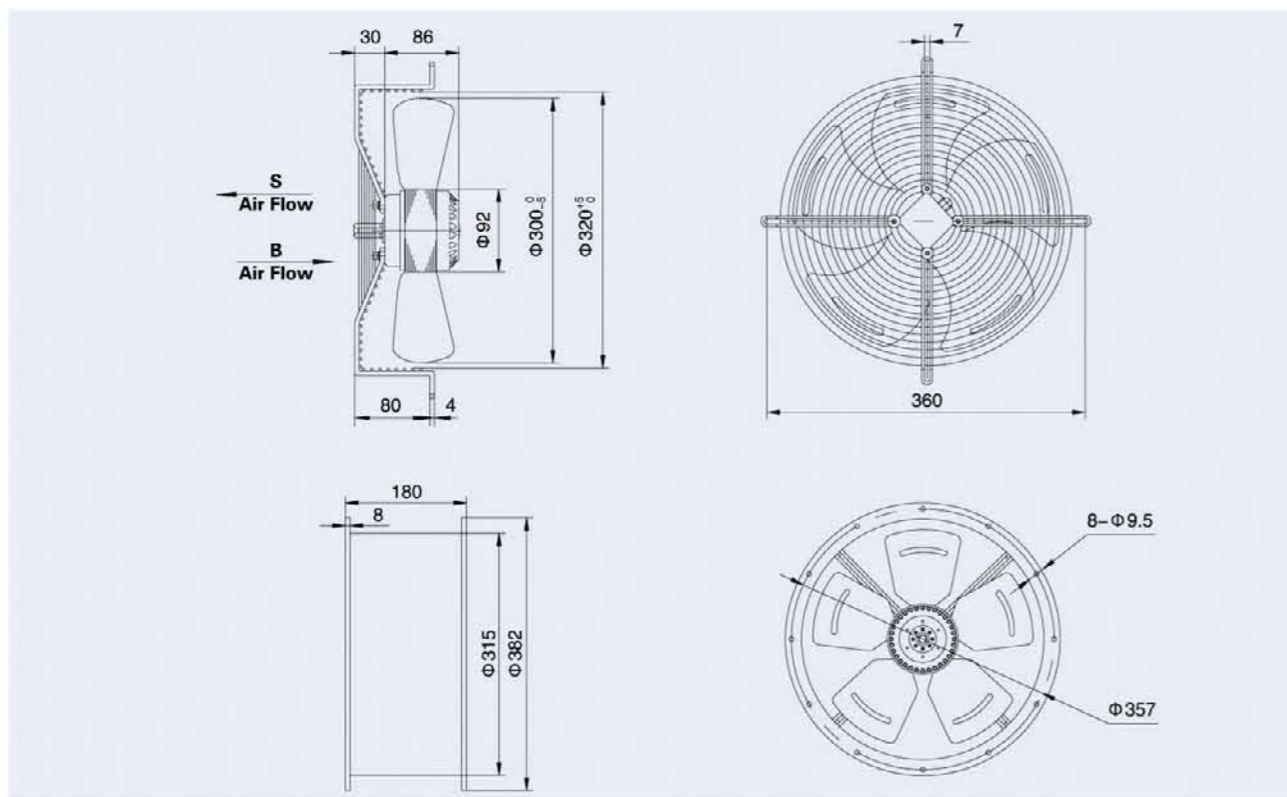
工作方式: S1
绝缘等级: B级 F级
环境温度: -30°C ~ 60°C

应用范围:

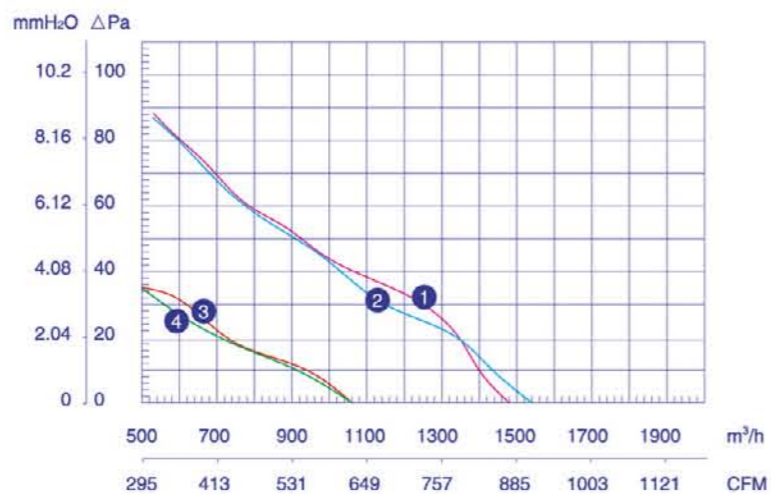
2D-300 380V/50Hz 0-90Pa (20Pa-1970m³/h)
2E-300 220V/50Hz 0-90Pa (20Pa-1900m³/h)
2E-300 120V/60Hz 0-60Pa (20Pa-2000m³/h)
4D-300 380V/50Hz 0-60Pa (20Pa-1330m³/h)
4E-300 220V/50Hz 0-60Pa (20Pa-1500m³/h)
4E-300 120V/60Hz 0-60Pa (20Pa-1550m³/h)



Icon	Icon	Icon	Icon	VOLTAGE 额定电压 V	FREQUENCY 频率 Hz	CURRENT 额定电流 A	INPUT 输入功率 W	SPEED 额定转速 r/min	AIR VOLUME 额定风量 m³/h	CAPACITANCE 电容 μF	NOISE 噪音 dBA	NET WEIGHT 净重 kg	LICENSE 证书	NO. ON THE CURVE
				380	50	0.25	145	2380	2118	/	60	3.0	CCC CE	1
				220	50	0.66	145	2300	2030	4	60	3.0	CCC CE	2
				120	60	1.76	210	2500	2100	16	60	3.0	CCC CE	3
				380	50	0.22	75	1380	1563	/	58	3.0	CCC CE	4
				220	50	0.42	85	1350	1664	3	58	3.0	CCC CE	5
				120	60	0.85	95	1550	1700	10	58	3.0	CCC CE	6



Ø 315 外转子轴流风机 Axial Fans



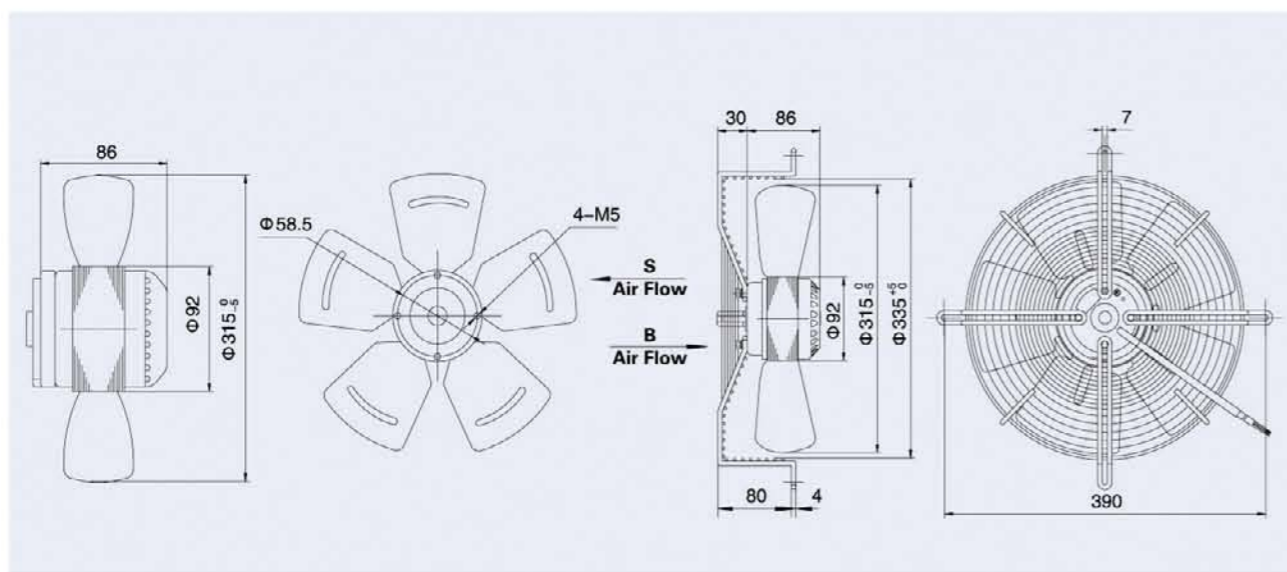
使用说明:

工作方式: S1
绝缘等级: B级 F级
环境温度: -30°C ~ 60°C

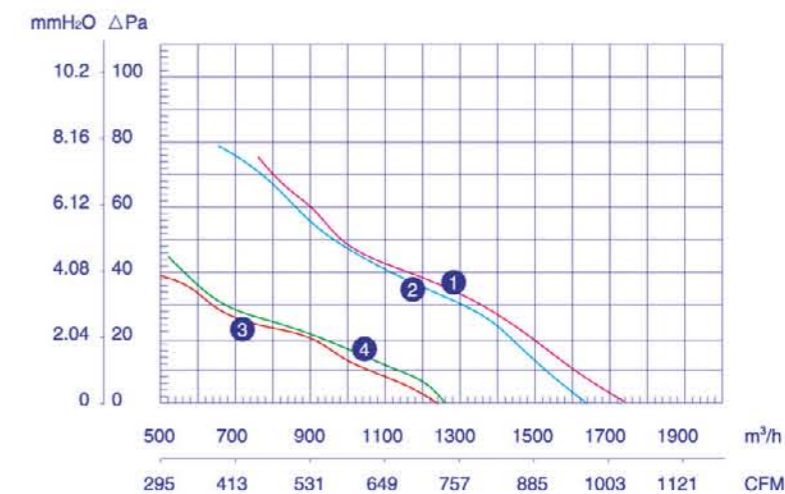
应用范围:

4D-315 380V/50Hz 0-90Pa (20Pa-1350m³/h)
4E-315 220V/50Hz 0-90Pa (20Pa-1350m³/h)
6D-315 380V/50Hz 0-50Pa (20Pa-720m³/h)
6E-315 220V/50Hz 0-50Pa (20Pa-740m³/h)

Icon	VOLTAGE 额定电压 V	FREQUENCY 频率 Hz	CURRENT 额定电流 A	INPUT 输入功率 W	SPEED 额定转速 r/min	AIR VOLUME 额定风量 m³/h	CAPACITANCE 电容 μF	NOISE 噪音 dBA	NET WEIGHT 净重 kg	LICENSE 证书	NO.ON THE CURVE
	220	50	0.23	80	1300	1479	/	60	3.5	CE	①
	120	50	0.45	85	1350	1537	4	60	3.5	CE	②
	220	50	0.16	55	920	1049	/	58	3.5	CE	③
	120	50	0.28	60	920	1040	2	58	3.5	CE	④



Ø 330 外转子轴流风机 Axial Fans



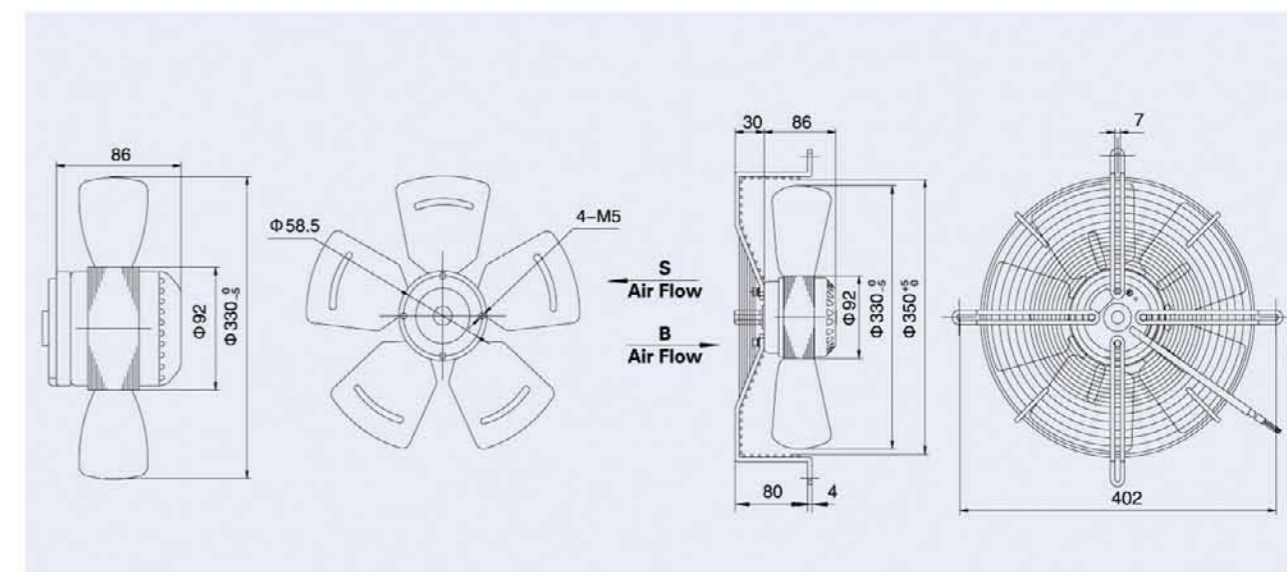
使用说明:

工作方式: S1
绝缘等级: B级 F级
环境温度: -30°C ~ 60°C

应用范围:

4D-330 380V/50Hz 0-90Pa (20Pa-1489m³/h)
4E-330 220V/50Hz 0-90Pa (20Pa-1450m³/h)
6D-330 380V/50Hz 0-50Pa (20Pa-920m³/h)
6E-330 220V/50Hz 0-50Pa (20Pa-930m³/h)

Icon	VOLTAGE 额定电压 V	FREQUENCY 频率 Hz	CURRENT 额定电流 A	INPUT 输入功率 W	SPEED 额定转速 r/min	AIR VOLUME 额定风量 m³/h	CAPACITANCE 电容 μF	NOISE 噪音 dBA	NET WEIGHT 净重 kg	LICENSE 证书	NO.ON THE CURVE
	380	50	0.30	85	1300	1736	/	62	4.0	CE	①
	220	50	0.50	95	1300	1635	4	62	4.0	CE	②
	380	50	0.15	55	920	1229	/	60	4.0	CE	③
	220	50	0.28	60	920	1260	2	60	4.0	CE	④



Ø 350 外转子轴流风机 Axial Fans

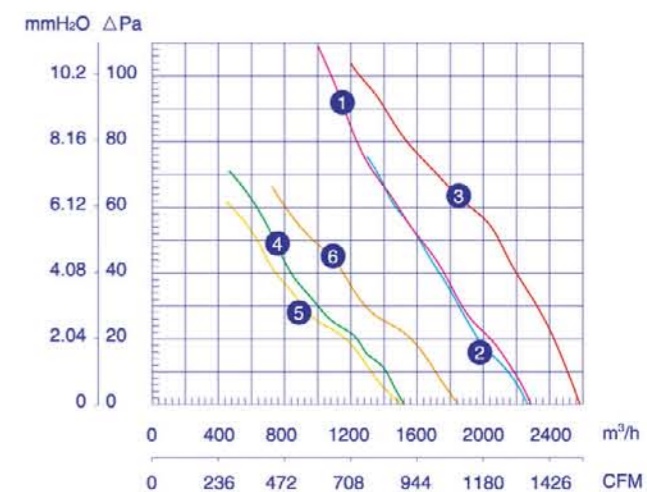


使用说明:

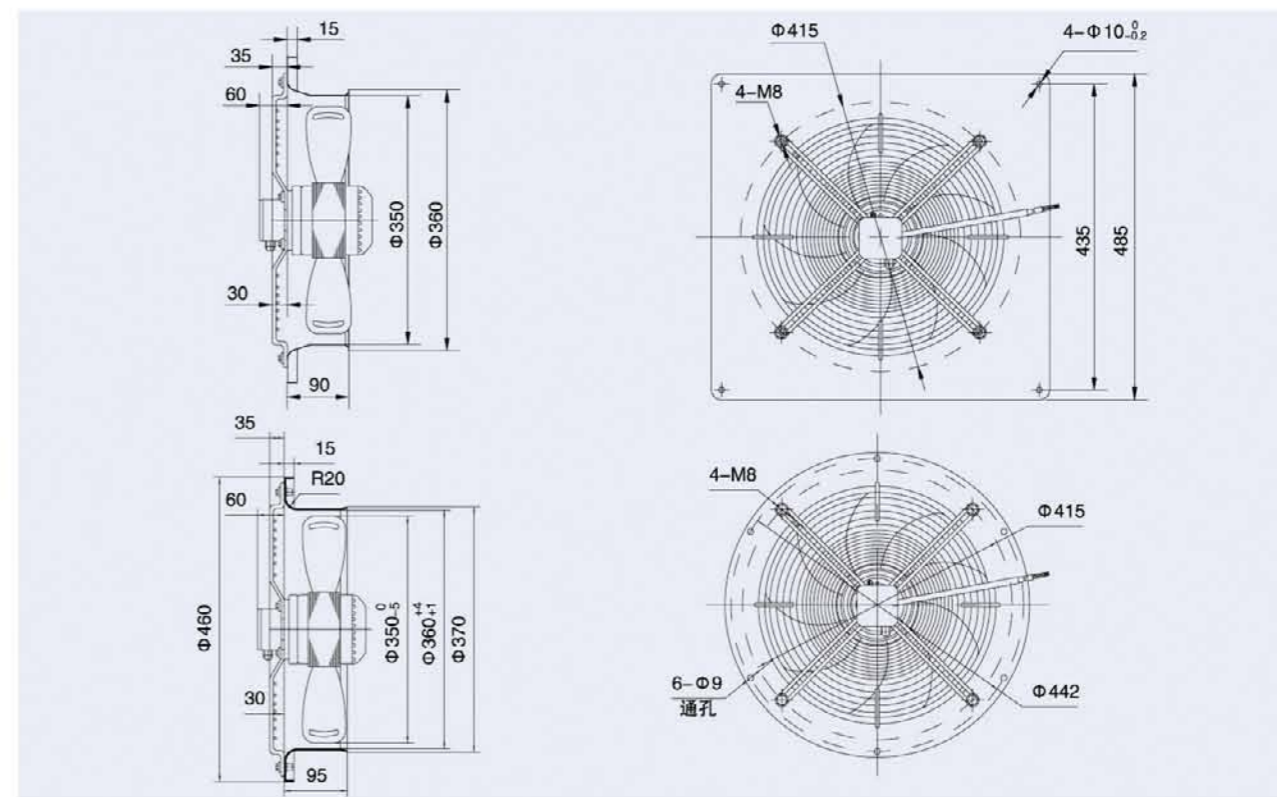
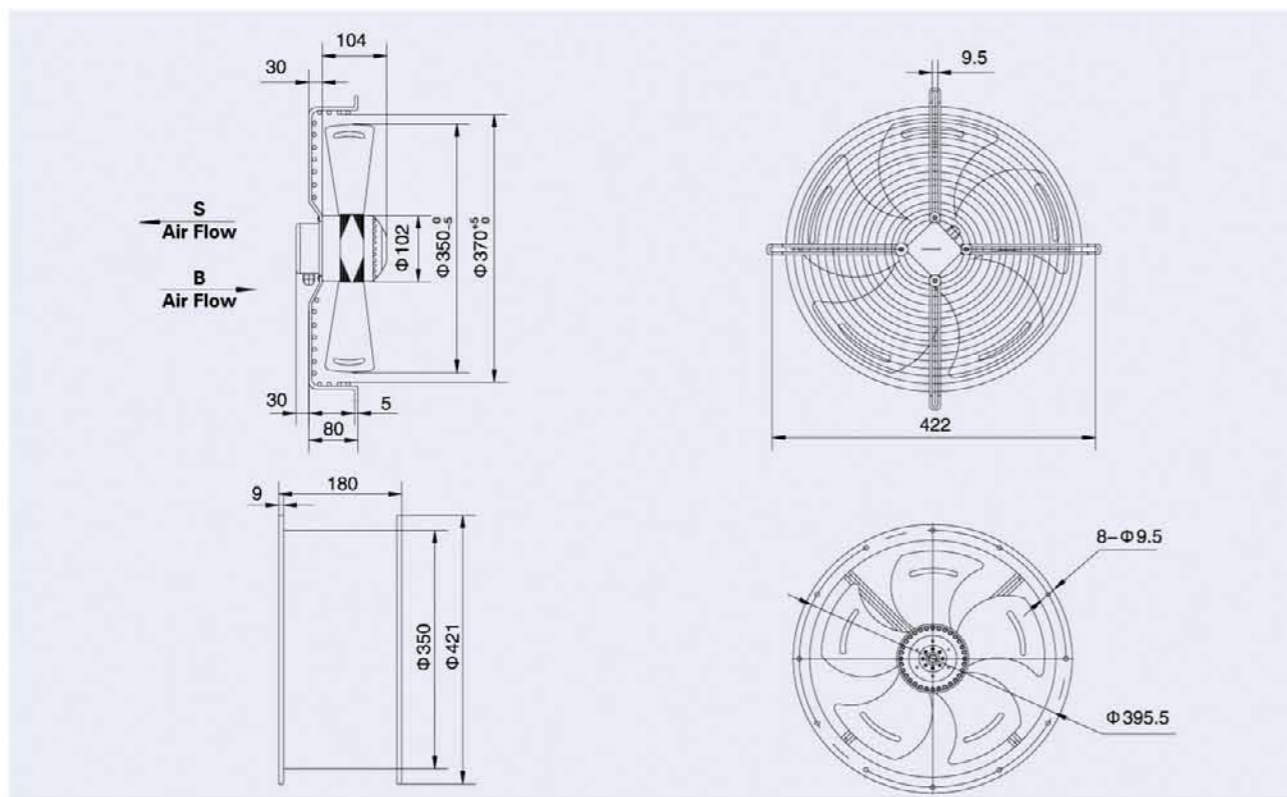
工作方式: S1
 绝缘等级: B级 F级
 环境温度: -30°C ~ 60°C

应用范围:

4D-350 380V/50Hz 0~90Pa (20Pa-2090m³/h)
 4E-350 220V/50Hz 0~90Pa (20Pa-1960m³/h)
 4E-350 120V/60Hz 0~90Pa (20Pa-2440m³/h)
 6D-350 380V/50Hz 0~60Pa (20Pa-1170m³/h)
 6E-350 220V/50Hz 0~60Pa (20Pa-1240m³/h)
 6E-350 120V/60Hz 0~60Pa (20Pa-1156m³/h)



Icon	Icon	Icon	Icon	VOLTAGE 额定电压 V	FREQUENCY 频率 Hz	CURRENT 额定电流 A	INPUT 输入功率 W	SPEED 额定转速 r/min	AIR VOLUME 额定风量 m³/h	CAPACITANCE 电容 μF	NOISE 噪音 dBA	NET WEIGHT 净重 kg	LICENSE 证书	NO. ON THE CURVE
YWF-4D-350-S-102/34-G	YWF-4D-350-S-102/34-T	YWF-4D-350-S-102/34-B	YWF-4D-350-S-102/34-R	380	50	0.38	140	1380	2290	/	62	5.0	CCC CE	1
YWF-4E-350-S-102/34-G	YWF-4E-350-S-102/34-T	YWF-4E-350-S-102/34-B	YWF-4E-350-S-102/34-R	220	50	0.65	140	1380	2270	4	62	5.0	CCC CE	2
YWF-6D-350-S-102/34-G	YWF-6D-350-S-102/34-T	YWF-6D-350-S-102/34-B	YWF-6D-350-S-102/34-R	120	60	1.65	180	1600	2580	16	62	5.0	CCC CE	3
YWF-6E-350-S-102/34-G	YWF-6E-350-S-102/34-T	YWF-6E-350-S-102/34-B	YWF-6E-350-S-102/34-R	380	50	0.30	80	920	1520	/	56	5.0	CCC CE	4
YWF-6E-350-S-102/34-G	YWF-6E-350-S-102/34-T	YWF-6E-350-S-102/34-B	YWF-6E-350-S-102/34-R	220	50	0.40	80	920	1590	3	56	5.0	CCC CE	5
YWF-6E-350-S-102/34-G	YWF-6E-350-S-102/34-T	YWF-6E-350-S-102/34-B	YWF-6E-350-S-102/34-R	120	60	0.68	80	1080	1840	8	56	5.0	CCC CE	6



Ø 380 外转子轴流风机 Axial Fans

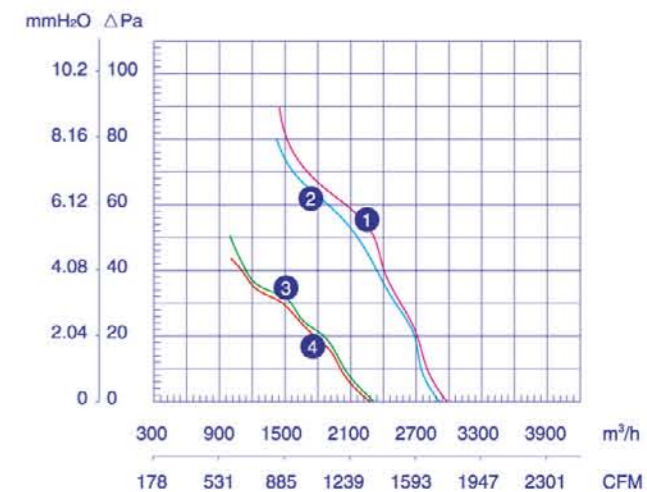











使用说明:

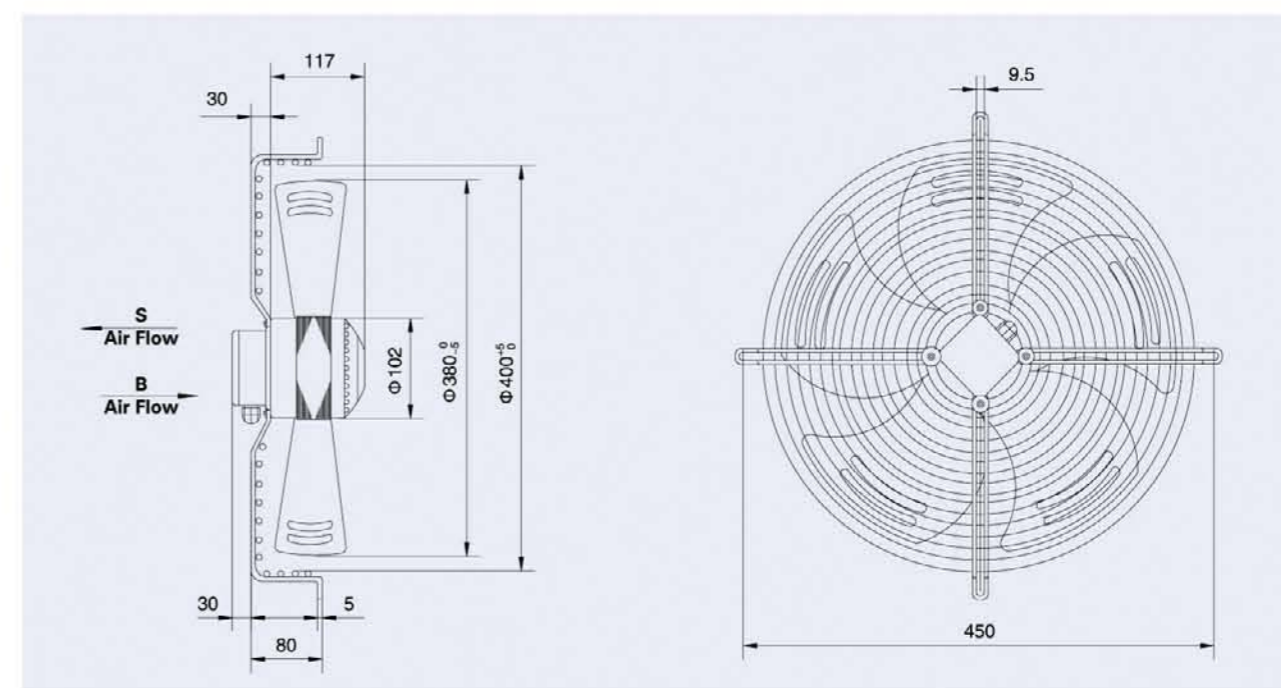
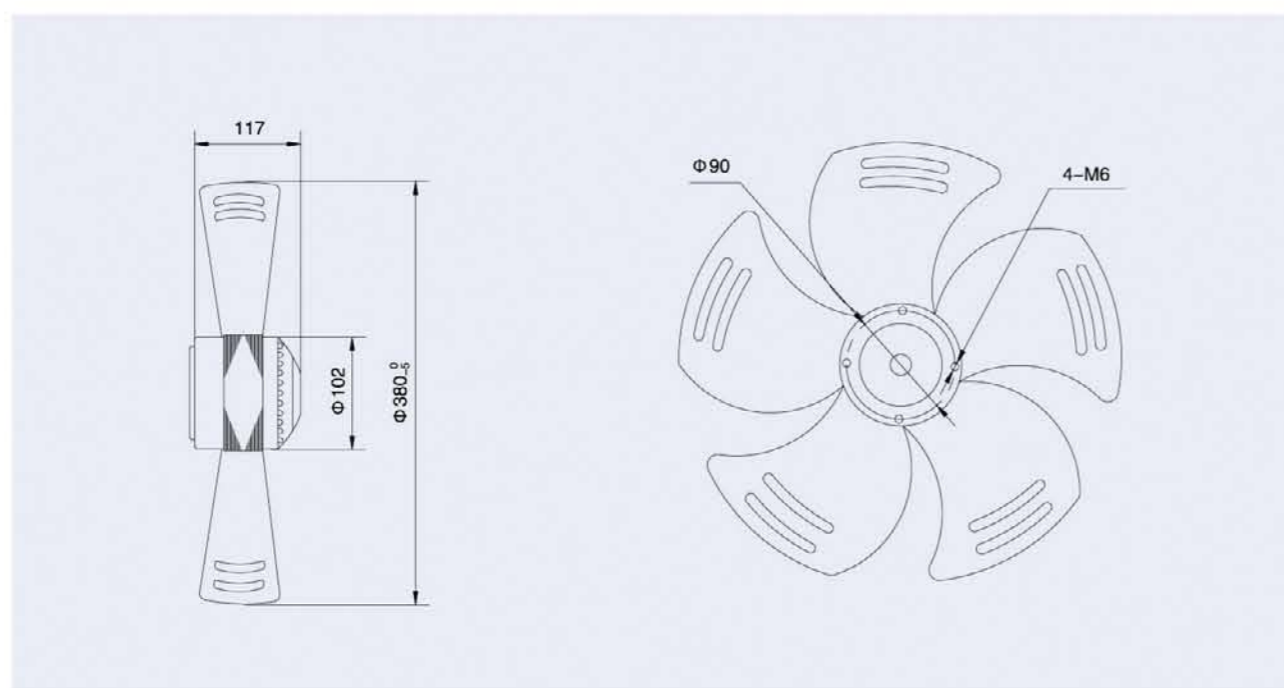
工作方式: S1
绝缘等级: B级 F级
环境温度: -30°C ~ 60°C

应用范围:

4D-380 380V/50Hz 0-90Pa (20Pa-2680m³/h)
4E-380 220V/50Hz 0-90Pa (20Pa-2670m³/h)
6D-380 380V/50Hz 0-60Pa (20Pa-1870m³/h)
6E-380 220V/50Hz 0-60Pa (20Pa-1850m³/h)



	VOLTAGE 额定电压 V	FREQUENCY 频率 Hz	CURRENT 额定电流 A	INPUT 输入功率 W	SPEED 额定转速 r/min	AIR VOLUME 额定风量 m³/h	CAPACITANCE 电容 μF	NOISE 噪音 dBA	NET WEIGHT 净重 kg	LICENSE 证书	NO. ON THE CURVE
YWF-4D-380-S-102/47-G	380	50	0.45	160	1400	2969	/	68	5.5	 	1
YWF-4E-380-S-102/47-G	220	50	0.75	160	1400	2913	6	68	5.5	 	2
YWF-6D-380-S-102/47-G	380	50	0.35	95	920	2270	/	58	5.5	 	3
YWF-6E-380-S-102/47-G	220	50	0.45	90	920	2249	4	58	5.5	 	4



Ø 400 外转子轴流风机 Axial Fans

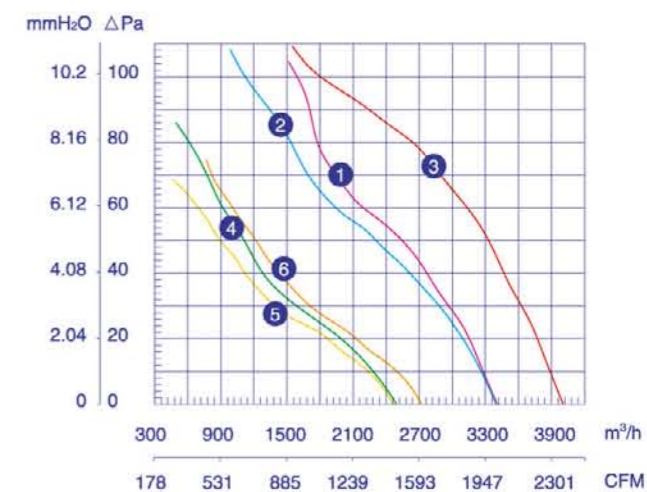


使用说明:

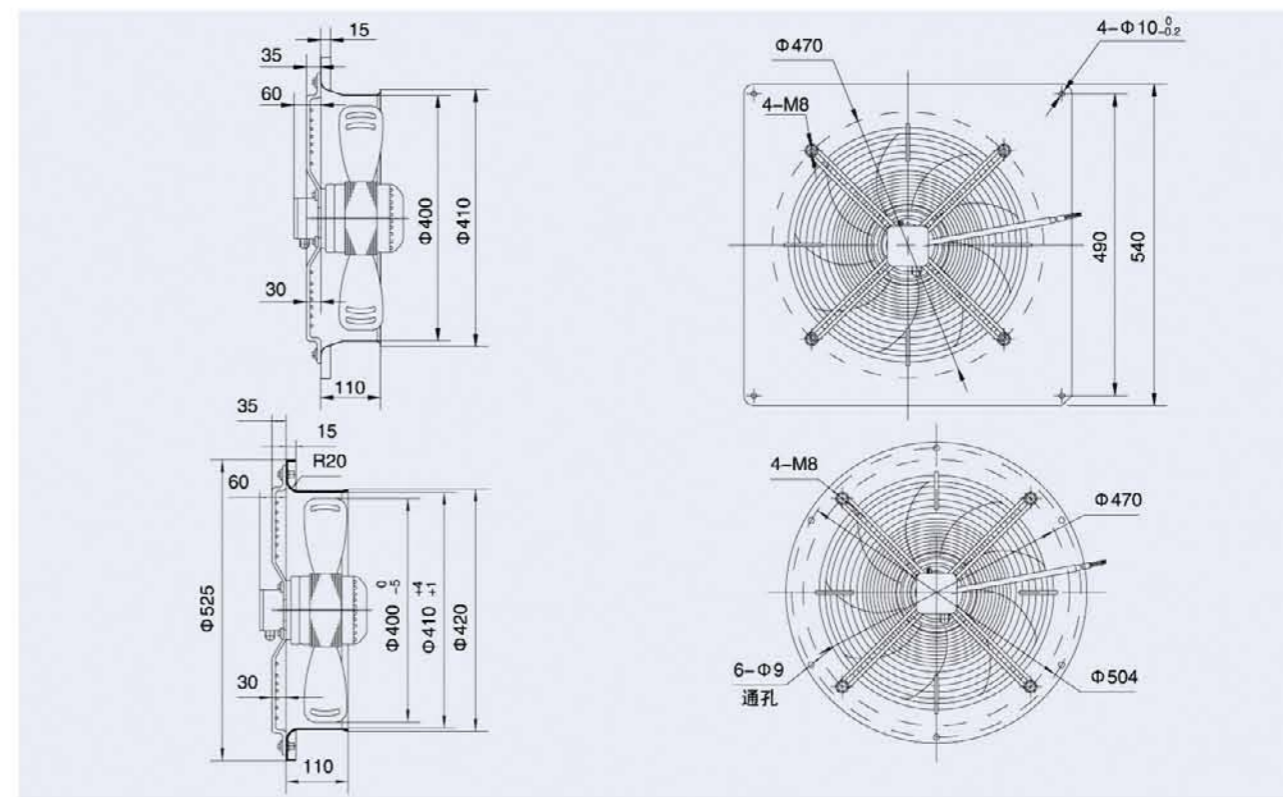
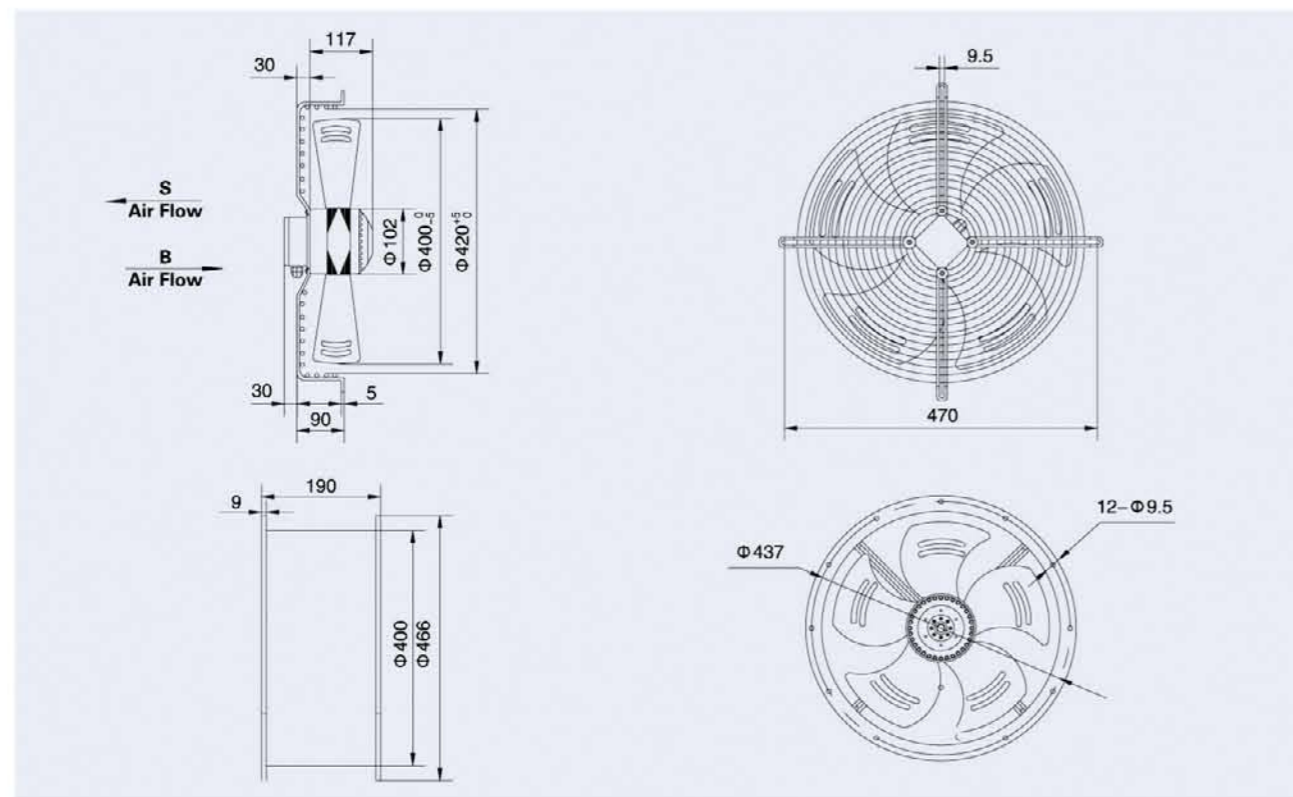
工作方式: S1
 绝缘等级: B级 F级
 环境温度: -30°C ~ 60°C

应用范围:

4D-400 380V/50Hz 0~90Pa (20Pa~3150m³/h)
 4E-400 220V/50Hz 0~90Pa (20Pa~3200m³/h)
 4E-400 120V/60Hz 0~90Pa (20Pa~3800m³/h)
 6D-400 380V/50Hz 0~60Pa (20Pa~1980m³/h)
 6E-400 220V/50Hz 0~60Pa (20Pa~1880m³/h)
 6E-400 120V/60Hz 0~60Pa (20Pa~2150m³/h)



Icon	Icon	Icon	Icon	VOLTAGE 额定电压 V	FREQUENCY 频率 Hz	CURRENT 额定电流 A	INPUT 输入功率 W	SPEED 额定转速 r/min	AIR VOLUME 额定风量 m³/h	CAPACITANCE 电容 μF	NOISE 噪音 dBA	NET WEIGHT 净重 kg	LICENSE 证书	NO. ON THE CURVE
				380	50	0.47	180	1380	3400	/	68	6.0	© CE	1
				220	50	0.82	180	1380	3541	6	68	6.0	© CE	2
				120	60	2.35	250	1600	4000	22	58	6.0	© CE	3
				380	50	0.38	108	920	2490	/	58	6.0	© CE	4
				220	50	0.50	108	920	2460	4	58	6.0	© CE	5
				120	60	1.20	135	960	2710	12	58	6.0	© CE	6



Ø420 外转子轴流风机 Axial Fans

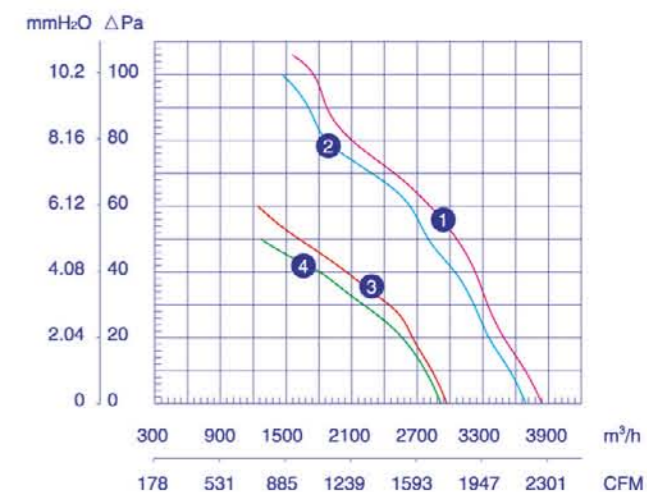


使用说明:

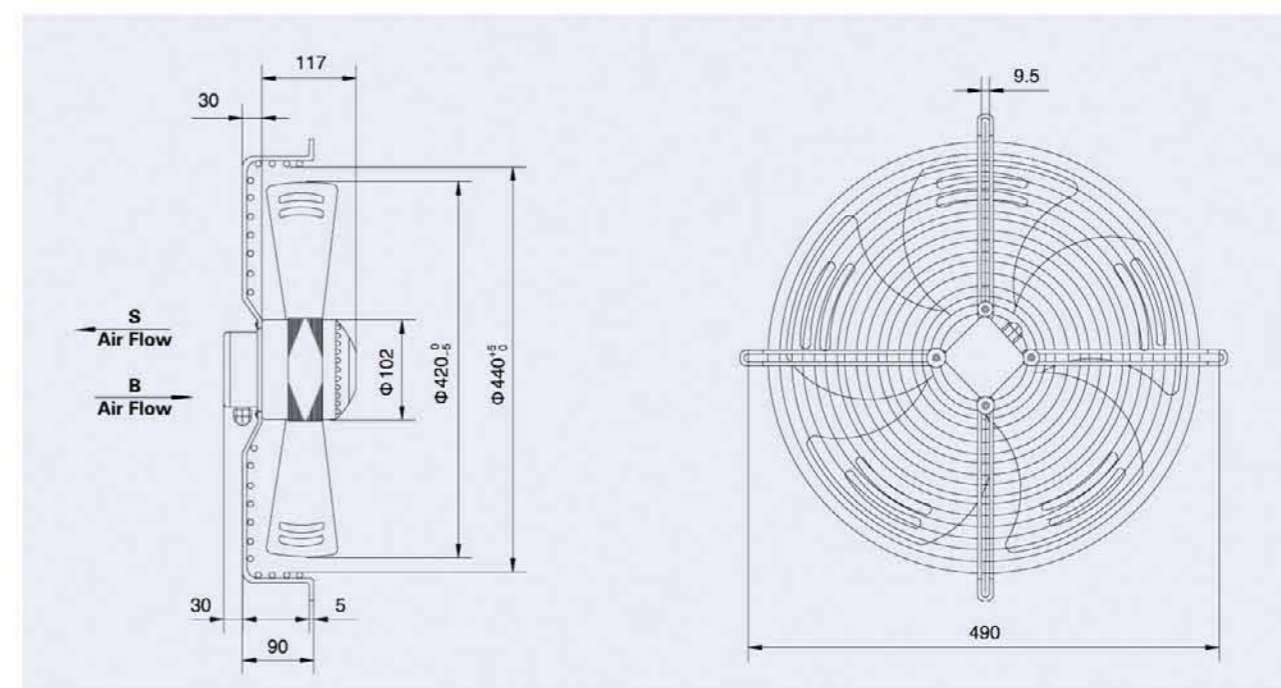
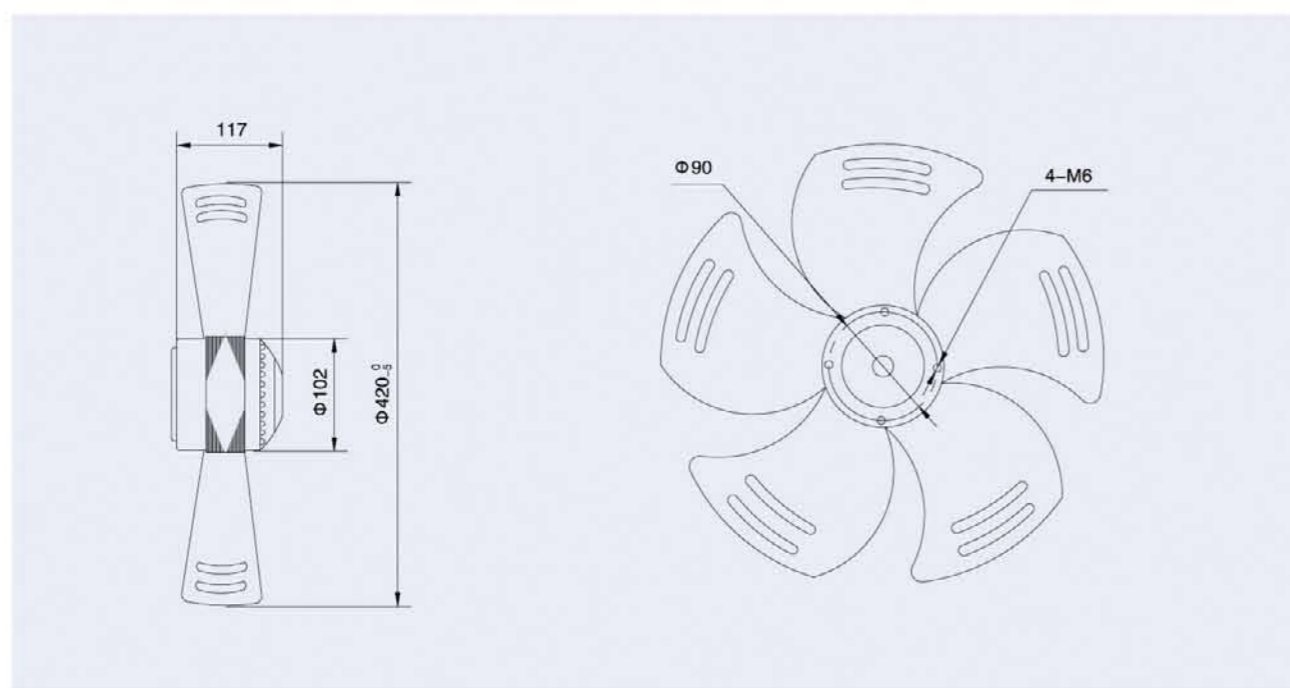
工作方式: S1
绝缘等级: B级 F级
环境温度: -30°C ~ 60°C

应用范围:

4D-420 380V/50Hz 0-90Pa (20Pa-3500m³/h)
4E-420 220V/50Hz 0-90Pa (20Pa-3400m³/h)
6D-420 380V/50Hz 0-60Pa (20Pa-2550m³/h)
6E-420 220V/50Hz 0-60Pa (20Pa-2250m³/h)



	VOLTAGE 额定电压 V	FREQUENCY 频率 Hz	CURRENT 额定电流 A	INPUT 输入功率 W	SPEED 额定转速 r/min	AIR VOLUME 额定风量 m³/h	CAPACITANCE 电容 μF	NOISE 噪音 dBA	NET WEIGHT 净重 kg	LICENSE 证书	NO. ON THE CURVE
YWF-4D-420-S-102/47-G	380	50	0.50	195	1350	3845	/	68	6.5		1
YWF-4E-420-S-102/47-G	220	50	0.90	195	1350	3731	6	68	6.5		2
YWF-6D-420-S-102/47-G	380	50	0.40	120	900	2972	/	58	6.5		3
YWF-6E-420-S-102/47-G	220	50	0.60	120	920	2950	4	58	6.5		4



Ø450 外转子轴流风机 Axial Fans

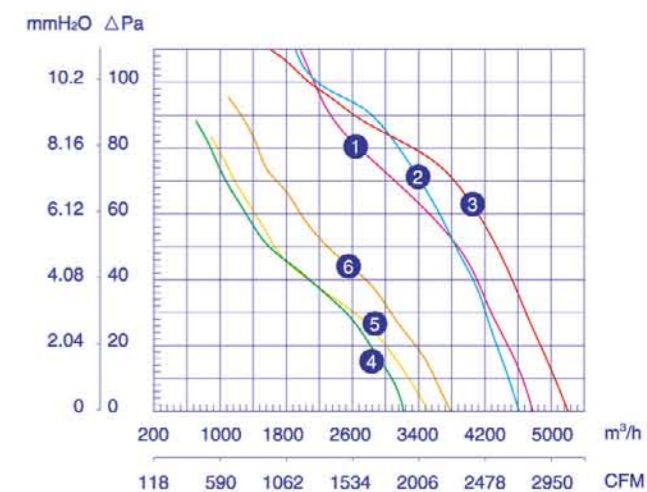


使用说明:

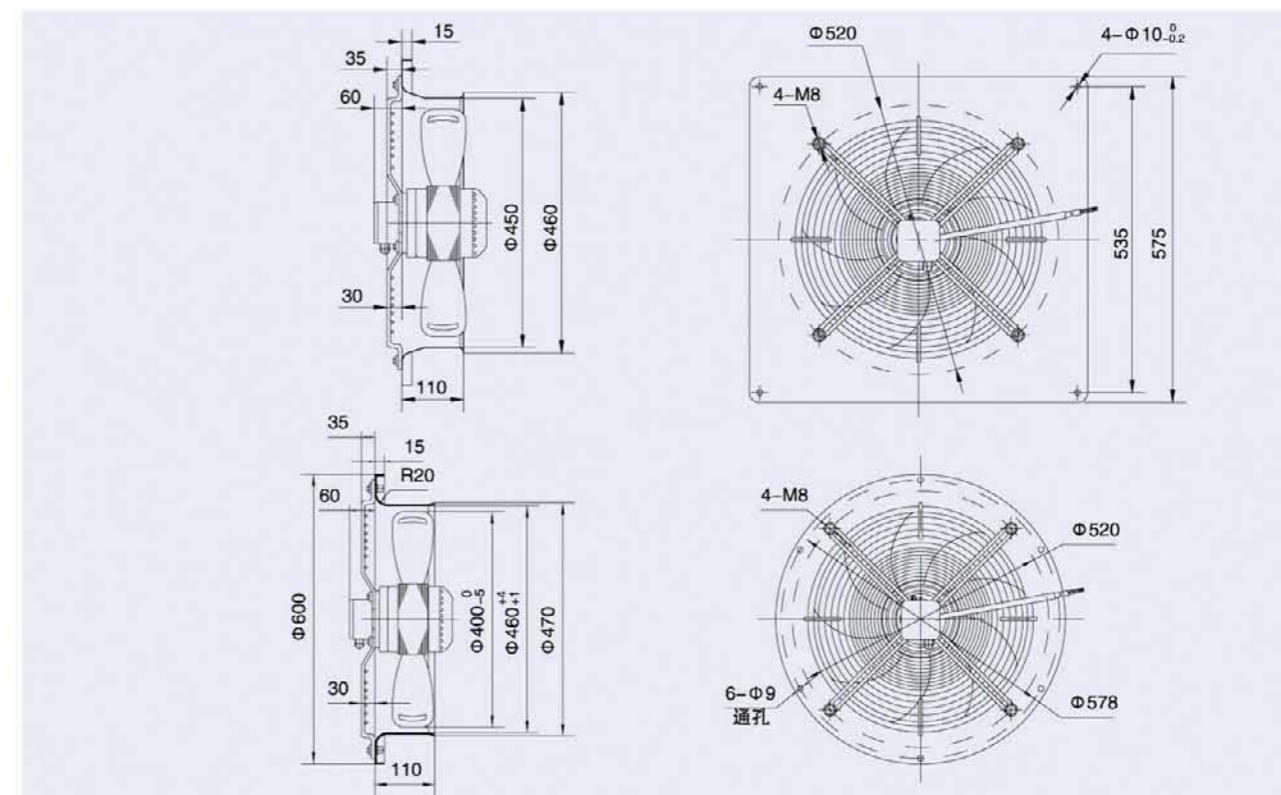
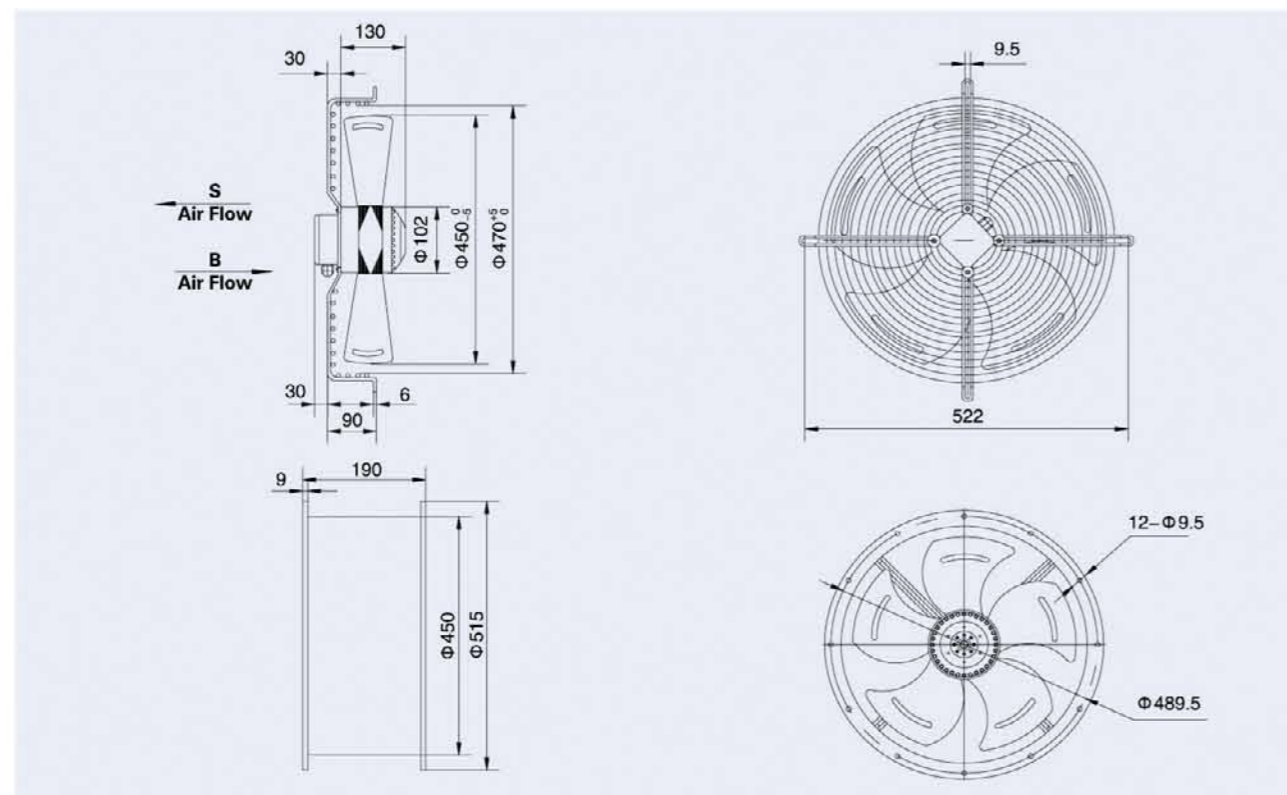
工作方式: S1
 绝缘等级: B级 F级
 环境温度: -30°C ~ 60°C

应用范围:

4D-450 380V/50Hz 0~90Pa (20Pa-4450m³/h)
 4E-450 220V/50Hz 0~90Pa (20Pa-4210m³/h)
 4E-450 120V/60Hz 0~90Pa (20Pa-4850m³/h)
 6D-450 380V/50Hz 0~90Pa (20Pa-3000m³/h)
 6E-450 220V/50Hz 0~90Pa (20Pa-2750m³/h)
 6E-450 120V/60Hz 0~90Pa (20Pa-3400m³/h)



Icon	Icon	Icon	Icon	VOLTAGE 额定电压 V	FREQUENCY 频率 Hz	CURRENT 额定电流 A	INPUT 输入功率 W	SPEED 额定转速 r/min	AIR VOLUME 额定风量 m³/h	CAPACITANCE 电容 μF	NOISE 噪音 dBA	NET WEIGHT 净重 kg	LICENSE 证书	NO. ON THE CURVE
				380	50	0.60	250	1360	4800	/	68	8.0	CCC CE	1
				220	50	1.20	250	1350	4620	8	68	8.0	CCC CE	2
				120	60	2.55	300	1600	5200	32	68	8.0	CCC CE	3
				380	50	0.42	150	900	3520	/	60	8.0	CCC CE	4
				220	50	0.75	150	920	3220	6	60	8.0	CCC CE	5
				120	60	1.52	180	1050	3800	20	60	8.0	CCC CE	6



Ø 500 外转子轴流风机 Axial Fans

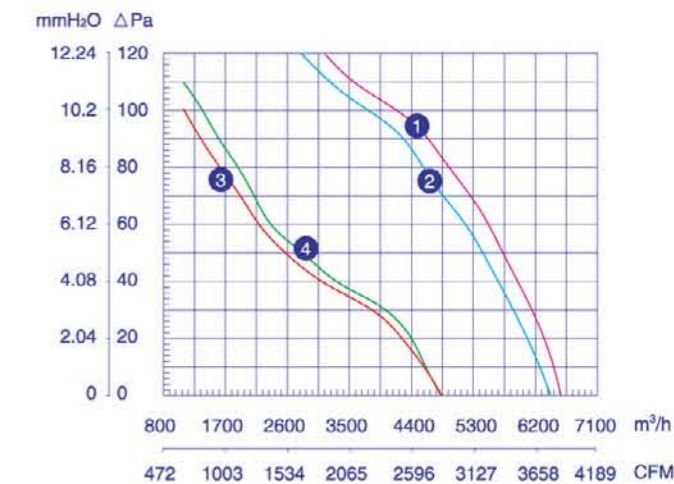


使用说明:

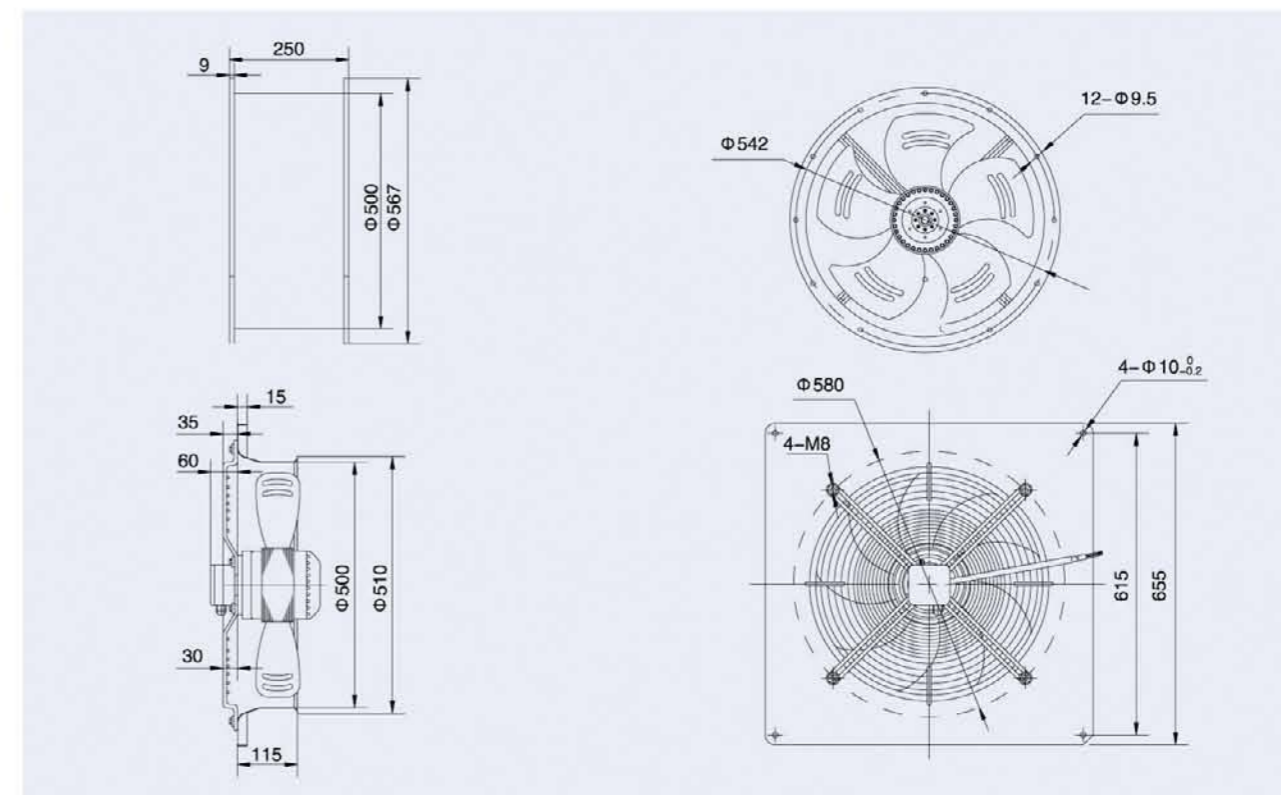
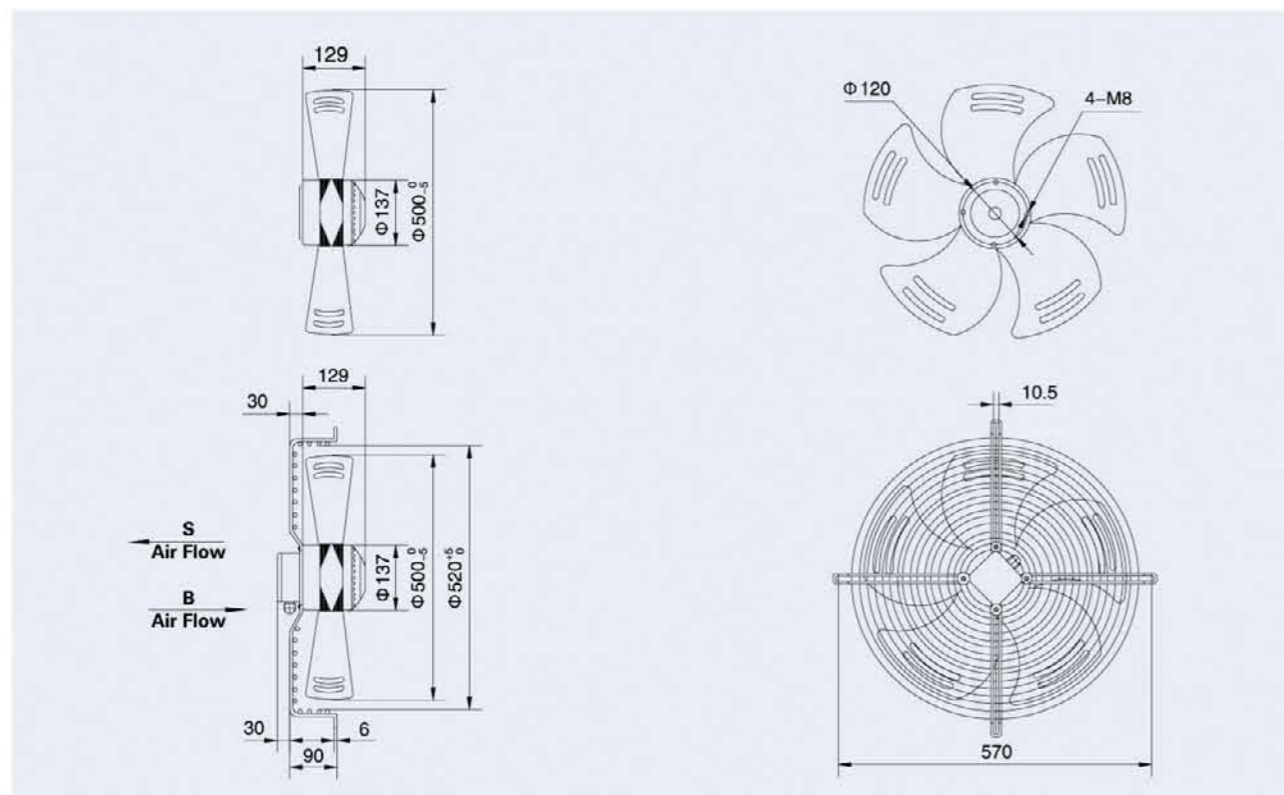
工作方式: S1
绝缘等级: B级 F级
环境温度: -30°C ~ 60°C

应用范围:

4D-500 380V/50Hz 0~90Pa (20Pa-6300m³/h)
4E-500 220V/50Hz 0~90Pa (20Pa-6000m³/h)
6D-500 380V/50Hz 0~90Pa (20Pa-4350m³/h)
6E-500 220V/50Hz 0~90Pa (20Pa-4400m³/h)



Icon 1	Icon 2	Icon 3	VOLTAGE 额定电压 V	FREQUENCY 频率 Hz	CURRENT 额定电流 A	INPUT 输入功率 W	SPEED 额定转速 r/min	AIR VOLUME 额定风量 m³/h	CAPACITANCE 电容 μF	NOISE 噪音 dBA	NET WEIGHT 净重 kg	LICENSE 证书	NO. ON THE CURVE
YWF-4D-500-S-137/35-G	YWF-4D-500-S-137/35-T	YWF-4D-500-S-137/35-B	380	50	0.9	450	1300	6570	/	72	9.0	CCC CE	1
YWF-4E-500-S-137/35-G	YWF-4E-500-S-137/35-T	YWF-4E-500-S-137/35-B	220	50	1.95	420	1300	6420	10	72	9.0	CCC CE	2
YWF-6D-500-S-137/35-G	YWF-6D-500-S-137/35-T	YWF-6D-500-S-137/35-B	380	50	0.55	230	900	4840	/	68	9.0	CCC CE	3
YWF-6E-500-S-137/35-G	YWF-6E-500-S-137/35-T	YWF-6E-500-S-137/35-B	220	50	1.15	230	900	4830	10	68	9.0	CCC CE	4



Ø 550 外转子轴流风机 Axial Fans

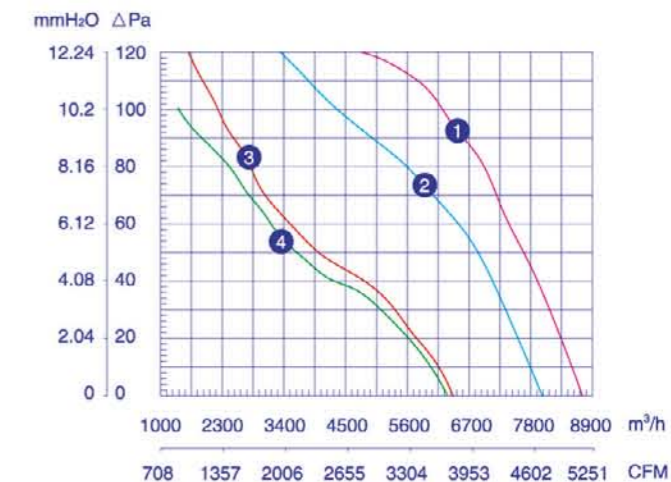


使用说明:

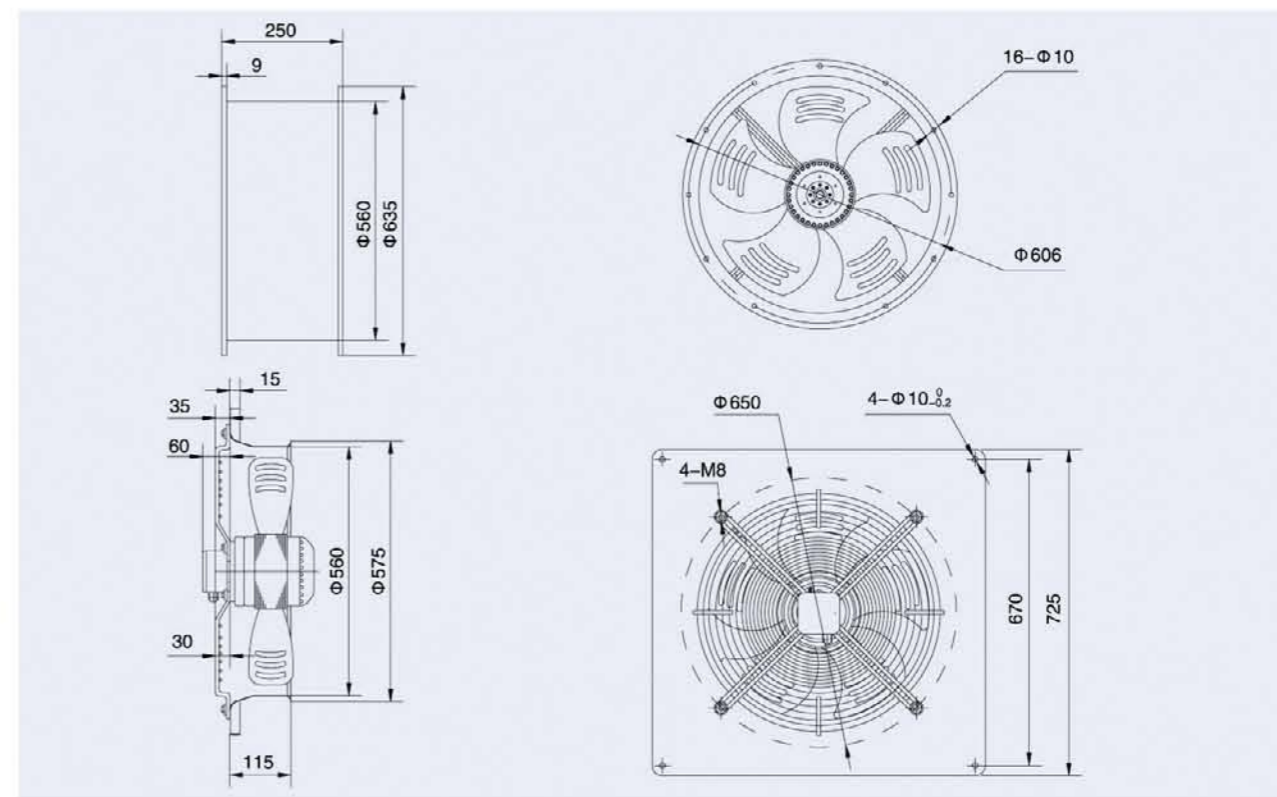
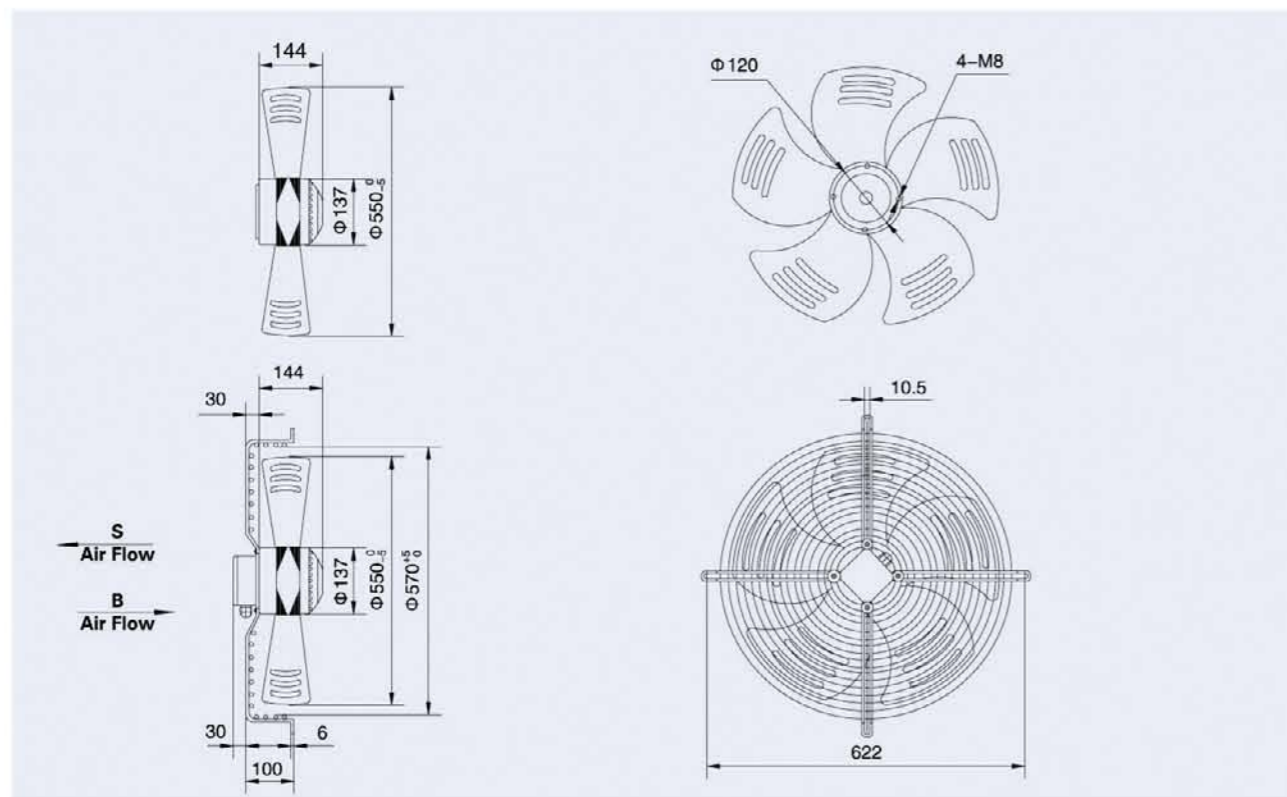
工作方式: S1
绝缘等级: B级 F级
环境温度: -30℃ ~ 60℃

应用范围:

4D-550 380V/50Hz 0~90Pa (20Pa-8330m³/h)
4E-550 220V/50Hz 0~90Pa (20Pa-7560m³/h)
6D-550 380V/50Hz 0~90Pa (20Pa-5750m³/h)
6E-550 220V/50Hz 0~90Pa (20Pa-5600m³/h)



			VOLTAGE 额定电压 V	FREQUENCY 频率 Hz	CURRENT 额定电流 A	INPUT 输入功率 W	SPEED 额定转速 r/min	AIR VOLUME 额定风量 m³/h	CAPACITANCE 电容 μF	NOISE 噪音 dBA	NET WEIGHT 净重 kg	LICENSE 证书	NO. ON THE CURVE
YWF-4D-550-S-137/50-G	YWF-4D-550-S-137/50-T	YWF-4D-550-S-137/50-B	380	50	1.2	600	1300	8720	/	75	11	CCC CE	1
YWF-4E-550-S-137/50-G	YWF-4E-550-S-137/50-T	YWF-4E-550-S-137/50-B	220	50	2.55	550	1300	8010	12	75	11	CCC CE	2
YWF-6D-550-S-137/50-G	YWF-6D-550-S-137/50-T	YWF-6D-550-S-137/50-B	380	50	0.9	330	900	6430	/	70	11	CCC CE	3
YWF-6E-550-S-137/50-G	YWF-6E-550-S-137/50-T	YWF-6E-550-S-137/50-B	220	50	1.6	330	900	6320	10	70	11	CCC CE	4



Ø 600 外转子轴流风机 Axial Fans

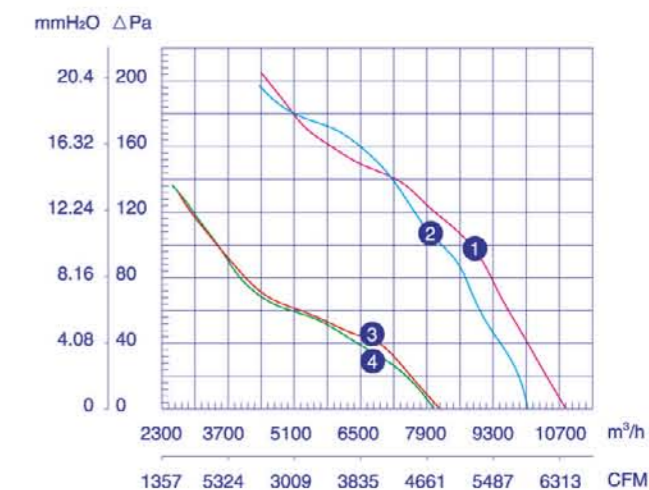











使用说明:

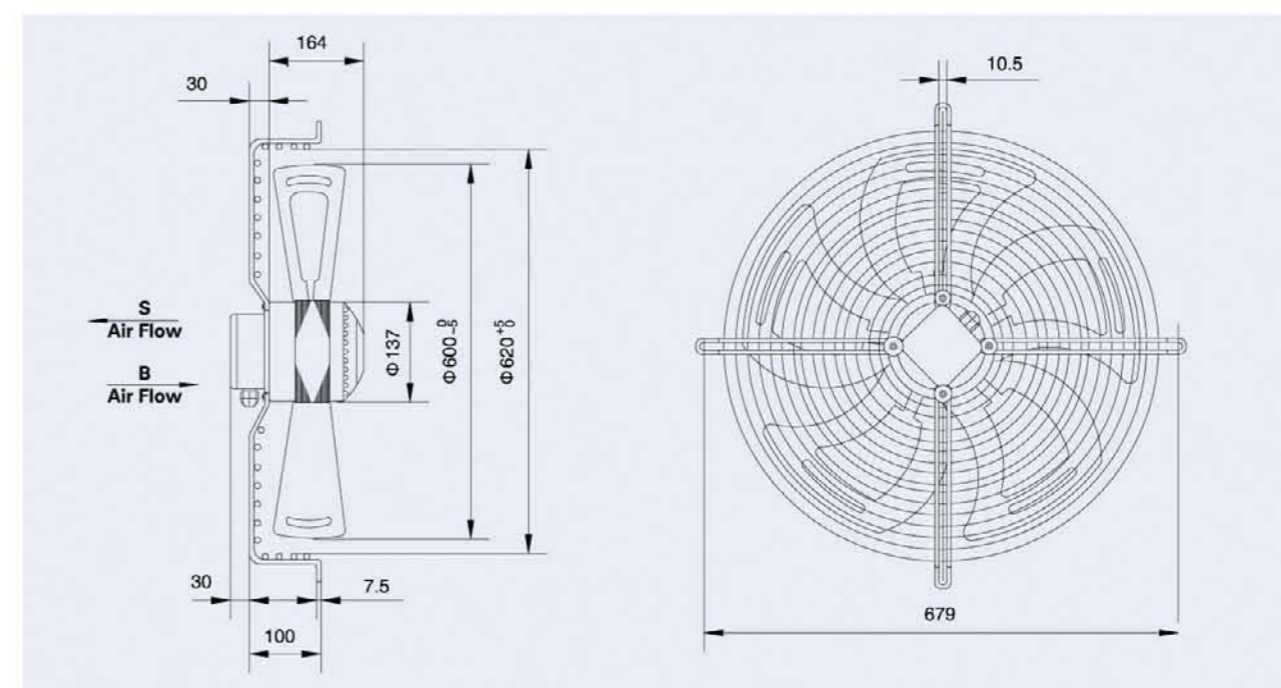
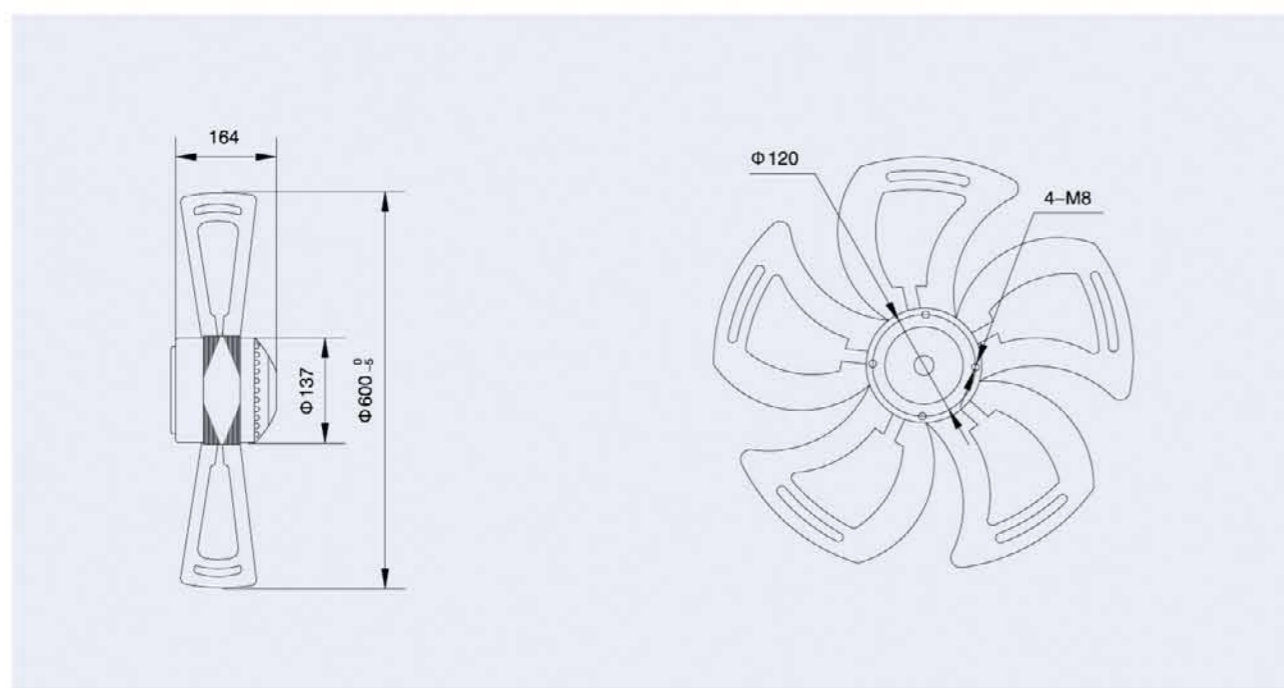
工作方式: S1
绝缘等级: B级 F级
环境温度: -30℃ ~ 60℃

应用范围:

4D-600 380V/50Hz 0~120Pa (20Pa-10500m³/h)
4E-600 220V/50Hz 0~120Pa (20Pa-9800m³/h)
6D-600 380V/50Hz 0~120Pa (20Pa-7590m³/h)
6E-600 220V/50Hz 0~120Pa (20Pa-7470m³/h)



	VOLTAGE 额定电压 V	FREQUENCY 频率 Hz	CURRENT 额定电流 A	INPUT 输入功率 W	SPEED 额定转速 r/min	AIR VOLUME 额定风量 m³/h	CAPACITANCE 电容 μF	NOISE 噪音 dBA	NET WEIGHT 净重 kg	LICENSE 证书	NO. ON THE CURVE
YWF-4D-600-S-137/70-G	380	50	1.6	780	1350	10820	/	78	14	 	1
YWF-4E-600-S-137/70-G	220	50	3.2	700	1360	10040	16	78	14	 	2
YWF-6D-600-S-137/70-G	380	50	1.4	500	900	8060	/	72	14	 	3
YWF-6E-600-S-137/70-G	220	50	2.45	480	900	8180	12	72	14	 	4



Ø 630 外转子轴流风机 Axial Fans

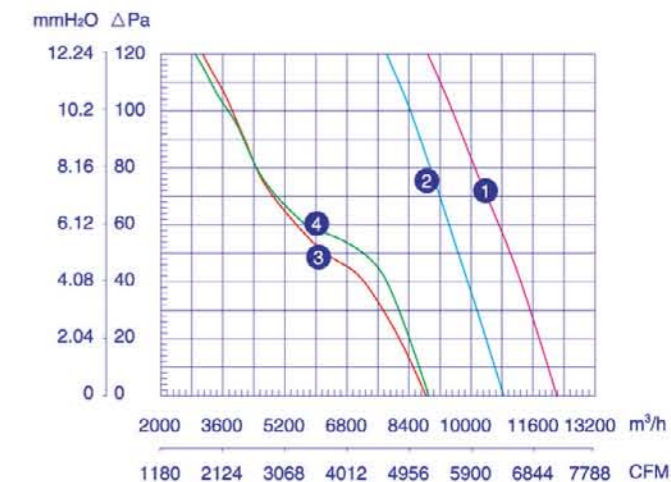


使用说明:

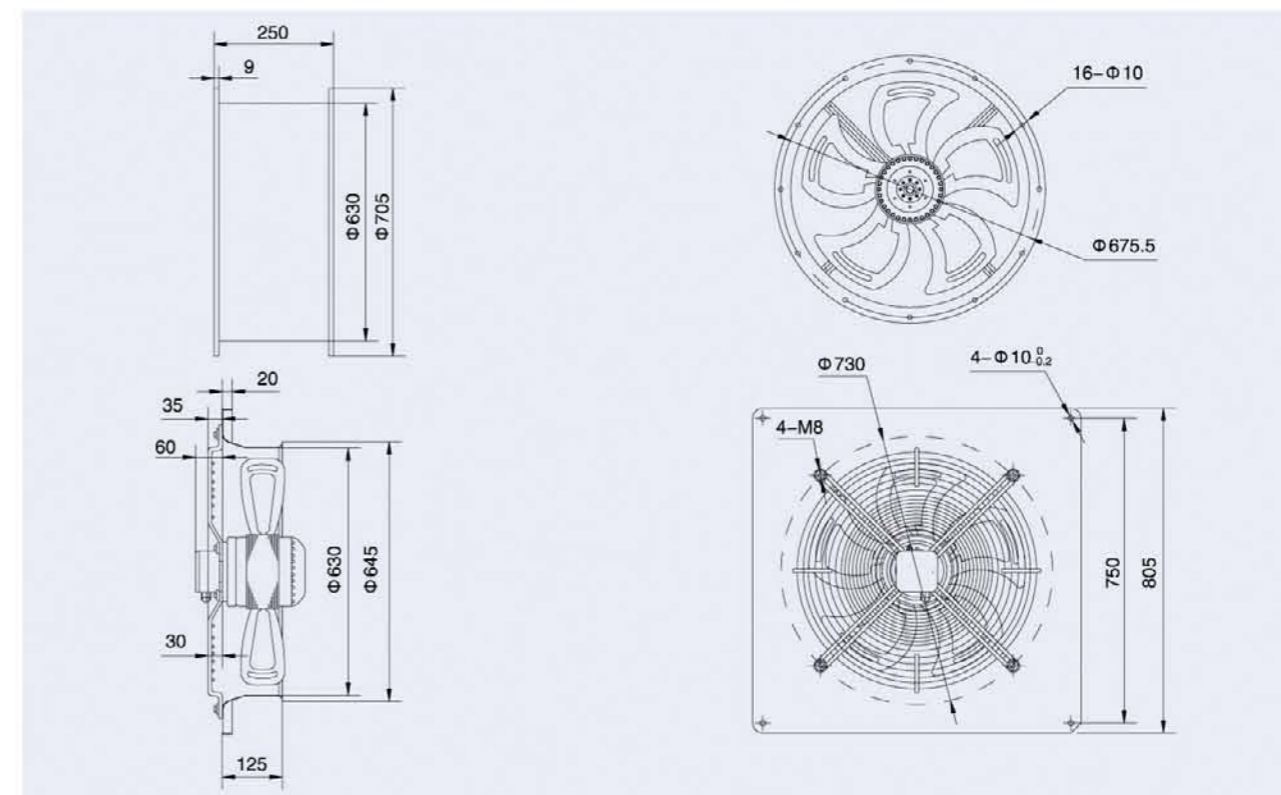
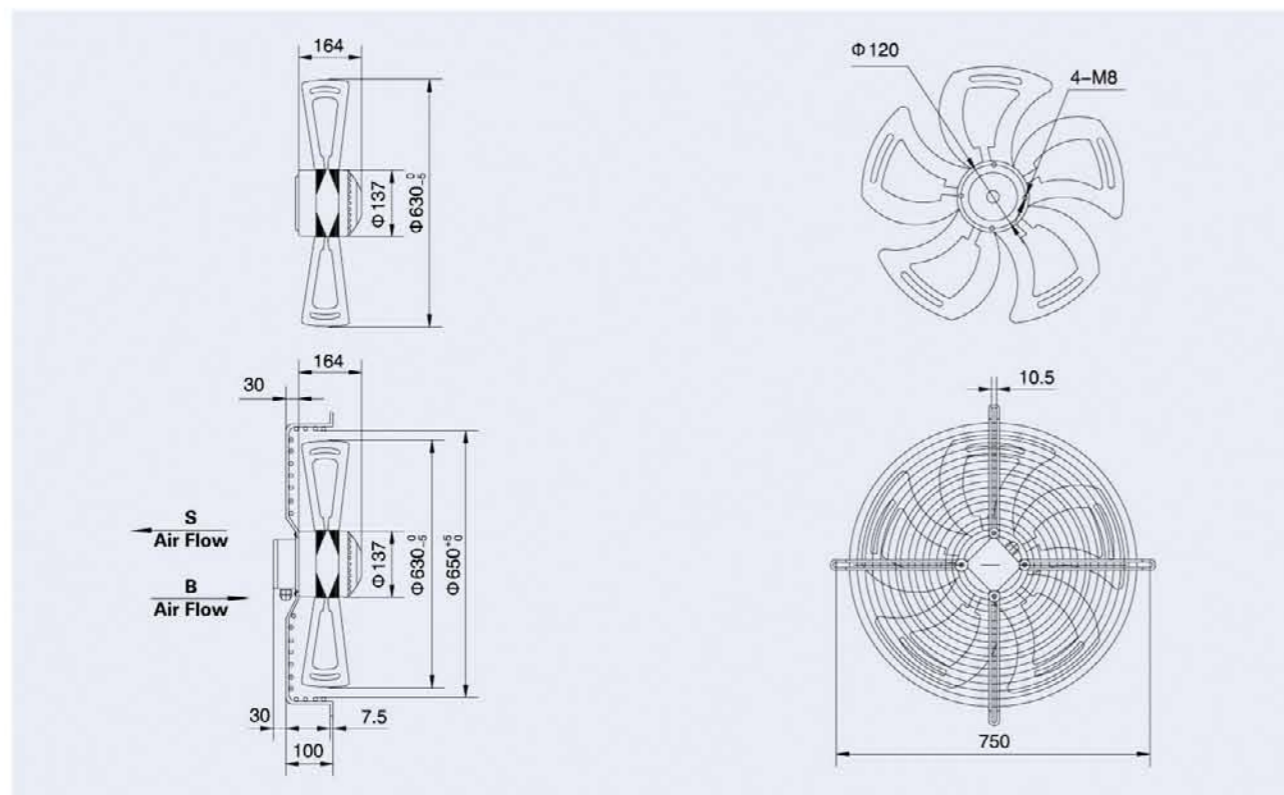
工作方式: S1
绝缘等级: B级 F级
环境温度: -30℃ ~ 60℃

应用范围:

4D-630 380V/50Hz 0~120Pa (20Pa~11750m³/h)
4E-630 220V/50Hz 0~120Pa (20Pa~10390m³/h)
6D-630 380V/50Hz 0~120Pa (20Pa~8250m³/h)
6E-630 220V/50Hz 0~120Pa (20Pa~8550m³/h)



			VOLTAGE 额定电压 V	FREQUENCY 频率 Hz	CURRENT 额定电流 A	INPUT 输入功率 W	SPEED 额定转速 r/min	AIR VOLUME 额定风量 m³/h	CAPACITANCE 电容 μF	NOISE 噪音 dBA	NET WEIGHT 净重 kg	LICENSE 证书 CCC	NO. ON THE CURVE
YWF-4D-630-S-137/70-G	YWF-4D-630-S-137/70-T	YWF-4D-630-S-137/70-B	380	50	1.6	800	1320	12200	/	78	15	CCC	1
YWF-4E-630-S-137/70-G	YWF-4E-630-S-137/70-T	YWF-4E-630-S-137/70-B	220	50	3.5	750	1360	10860	16	78	15	CCC	2
YWF-6D-630-S-137/70-G	YWF-6D-630-S-137/70-T	YWF-6D-630-S-137/70-B	380	50	1.45	550	900	8830	/	75	15	CCC	3
YWF-6E-630-S-137/70-G	YWF-6E-630-S-137/70-T	YWF-6E-630-S-137/70-B	220	50	2.55	520	900	9168	12	75	15	CCC	4



Ø 710 外转子轴流风机 Axial Fans

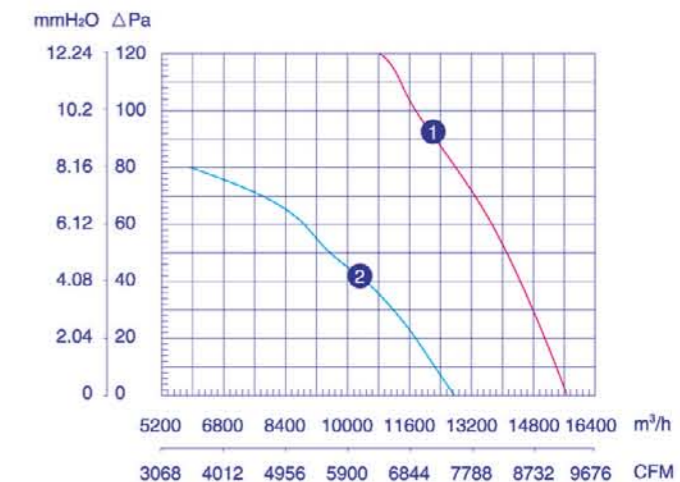


使用说明:

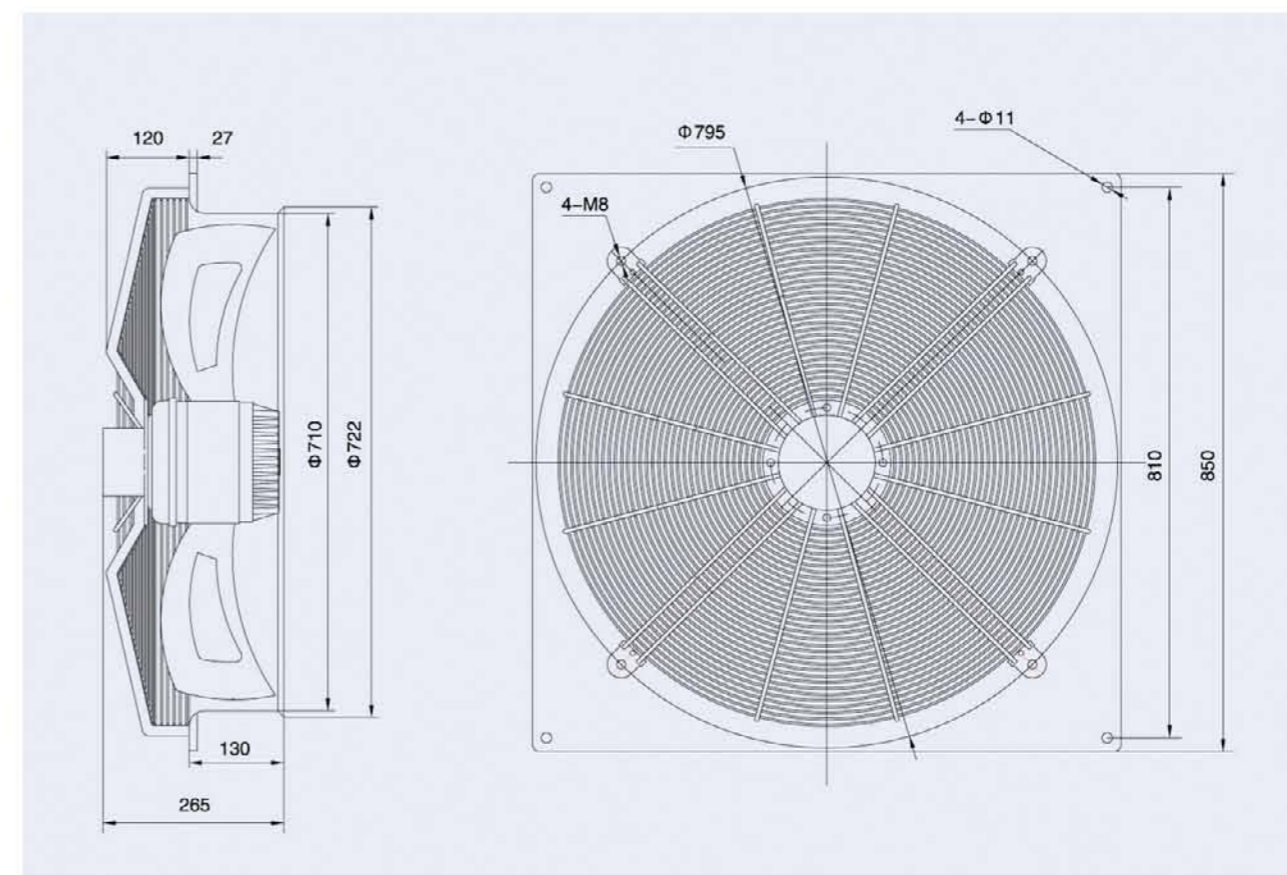
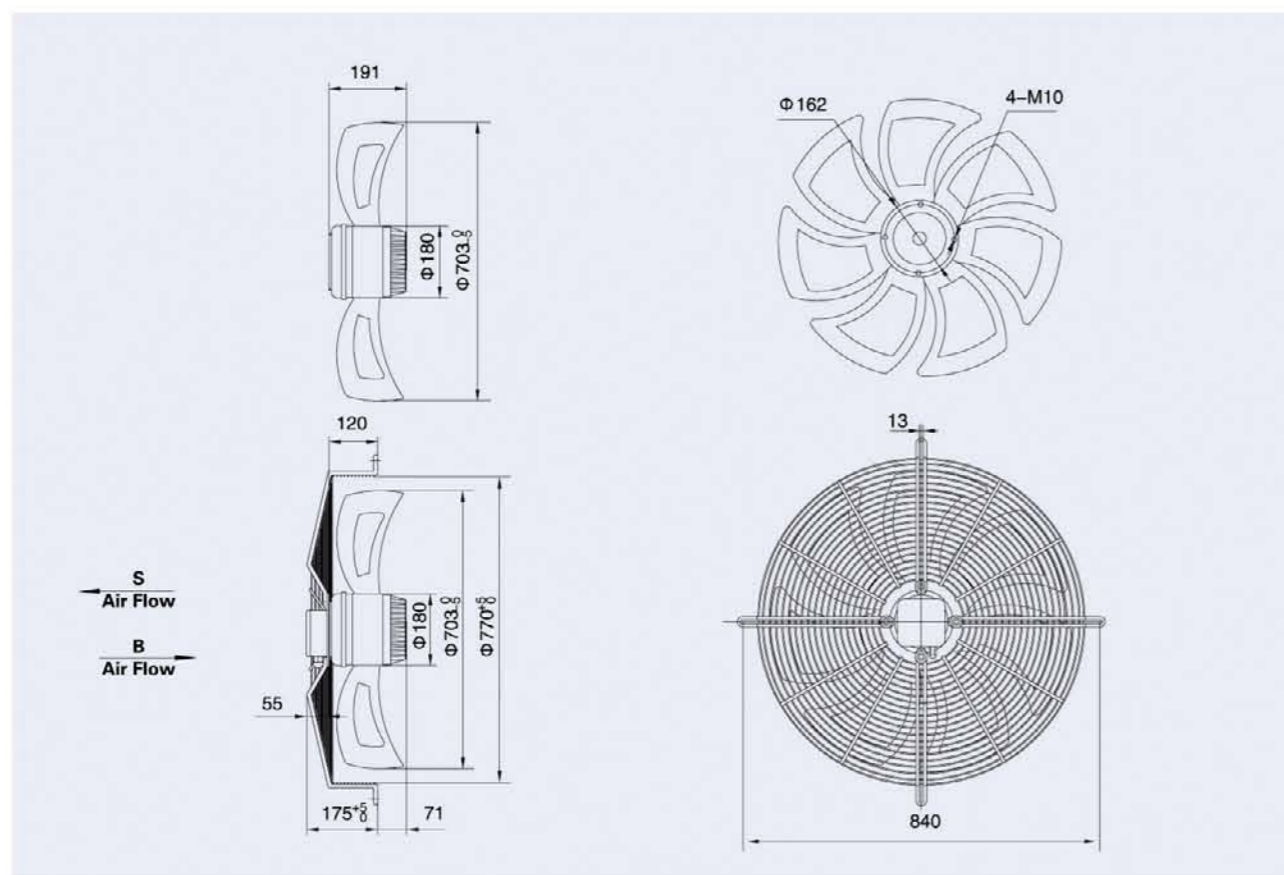
工作方式: S1
绝缘等级: B级 F级
环境温度: -30℃ - 60℃

应用范围:

6D-710 Δ380V/50Hz 0~120Pa (20Pa~15060m³/h)
6D-710 Y220V/50Hz 0~120Pa (20Pa~11680m³/h)



Model	Series	Part Number	VOLTAGE 额定电压 V	FREQUENCY 频率 Hz	CURRENT 额定电流 A	INPUT 输入功率 W	SPEED 额定转速 r/min	AIR VOLUME 额定风量 m³/h	CAPACITANCE 电容 μF	NOISE 噪音 dBA	NET WEIGHT 净重 kg	LICENSE 证书	NO. ON THE CURVE
YWF-6D-710-S-180/75-G	/	YWF-6D-710-S-180/75-B	Δ 380	50	1.9	900	900	15670	/	80	30	CCC, CE	1
			Y 380	50	1.15	650	730	12750	/	80	30	CCC, CE	2



Ø 800 外转子轴流风机 Axial Fans

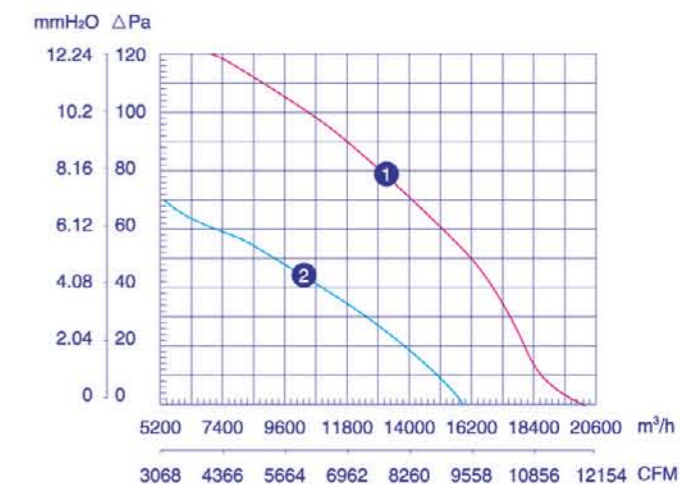


使用说明:

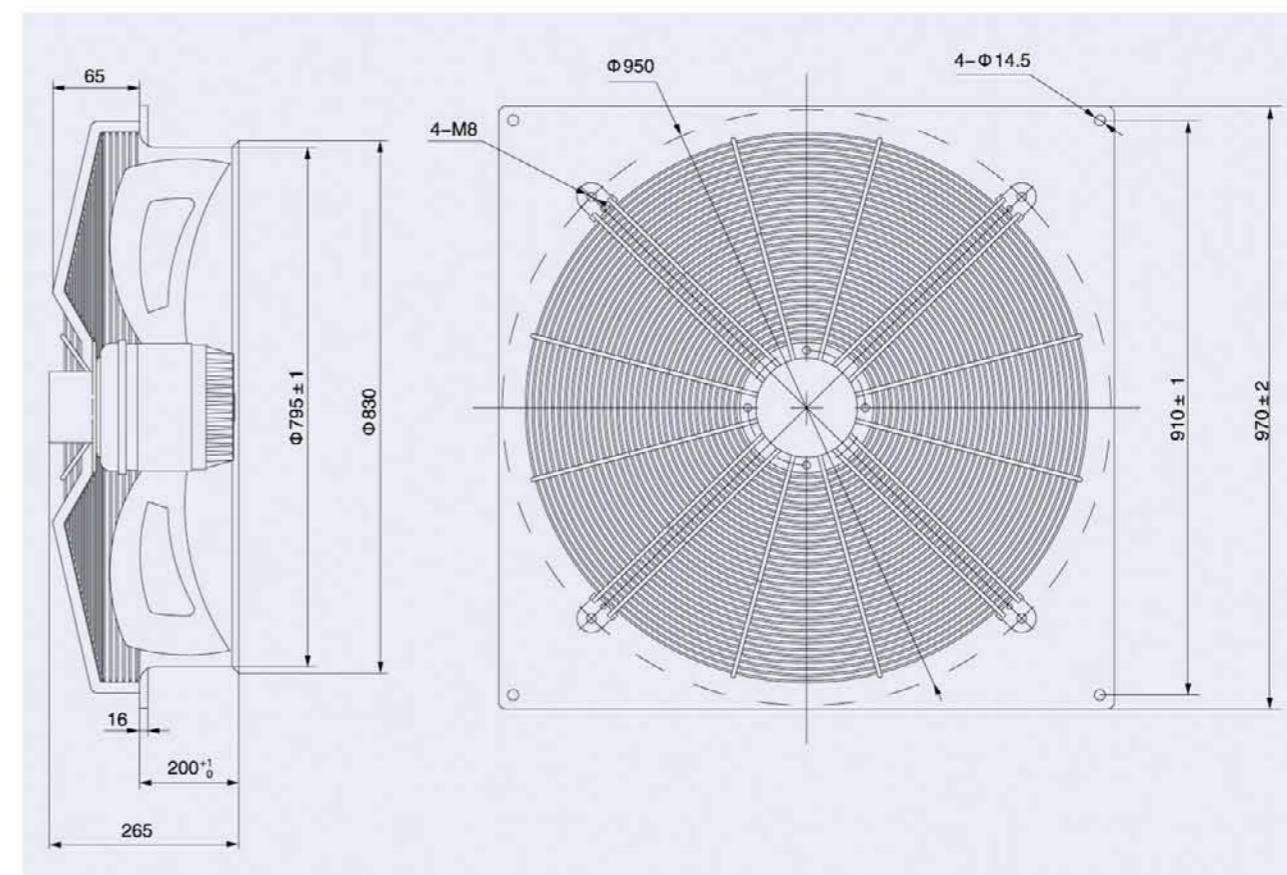
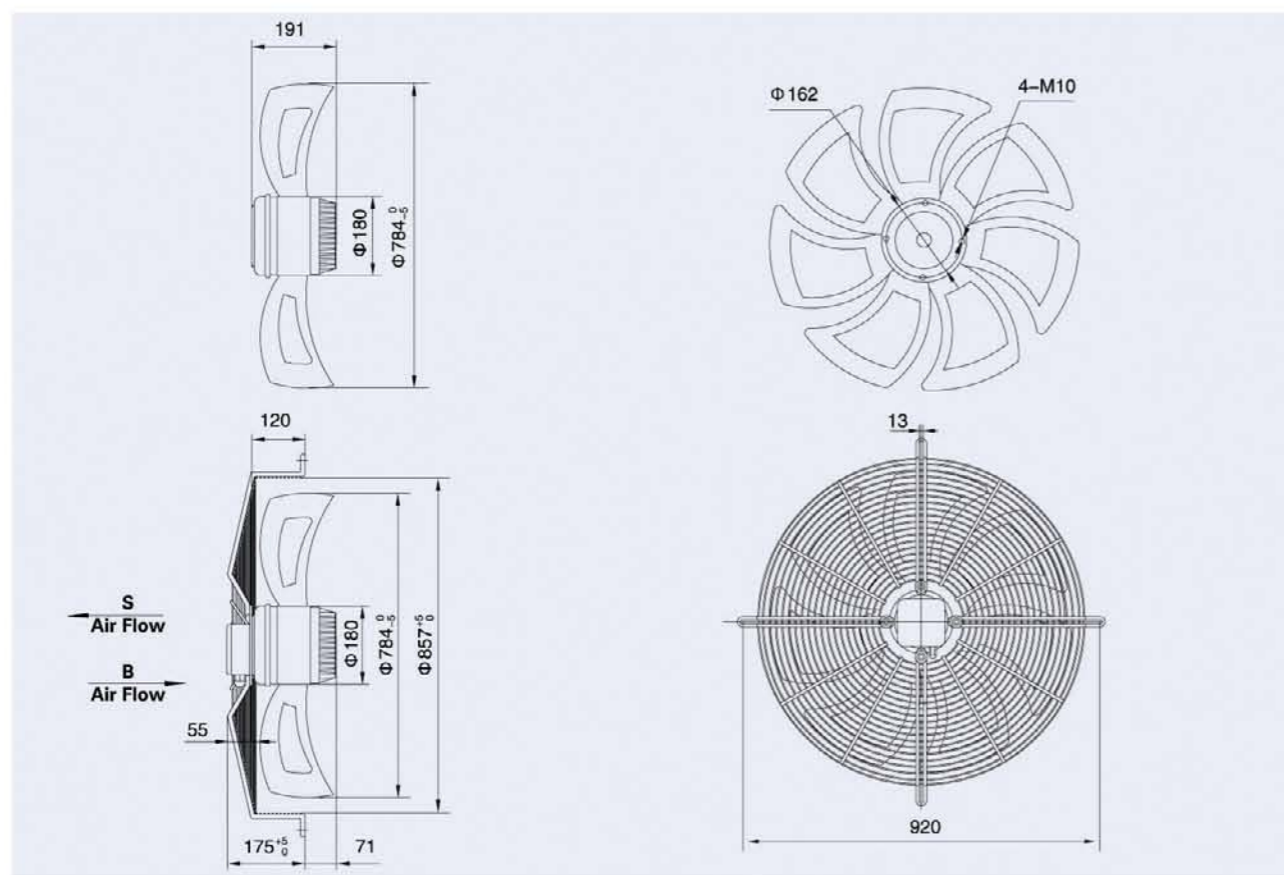
工作方式: S1
绝缘等级: B级 F级
环境温度: -30℃ ~ 60℃

应用范围:

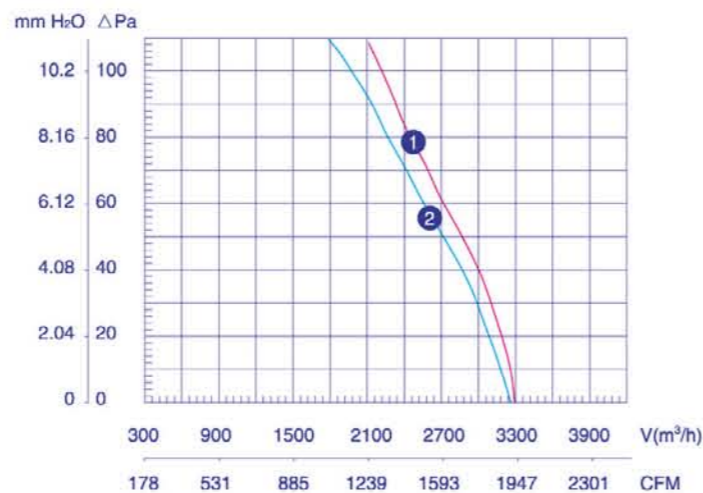
6D-800 Δ380V/50Hz 0~240Pa (20Pa~19000m³/h)
6D-800 Y220V/50Hz 0~240Pa (20Pa~14800m³/h)



Model	Series	Part No.	VOLTAGE 额定电压 V	FREQUENCY 频率 Hz	CURRENT 额定电流 A	INPUT 输入功率 W	SPEED 额定转速 r/min	AIR VOLUME 额定风量 m³/h	CAPACITANCE 电容 μF	NOISE 噪音 dBA	NET WEIGHT 净重 kg	LICENSE 证书	NO. ON THE CURVE
YWF-6D-800-S-180/75-G	/	YWF-6D-800-S-180/75-B	Δ 380	50	2.85	1200	920	20038	/	82	35	CCC CE	1
			Y 380	50	1.60	930	770	16082	/	82	35	CCC CE	2



Ø 400-J 冷风机专用外转子轴流风机 Axial Fans-Special for Air Cooler



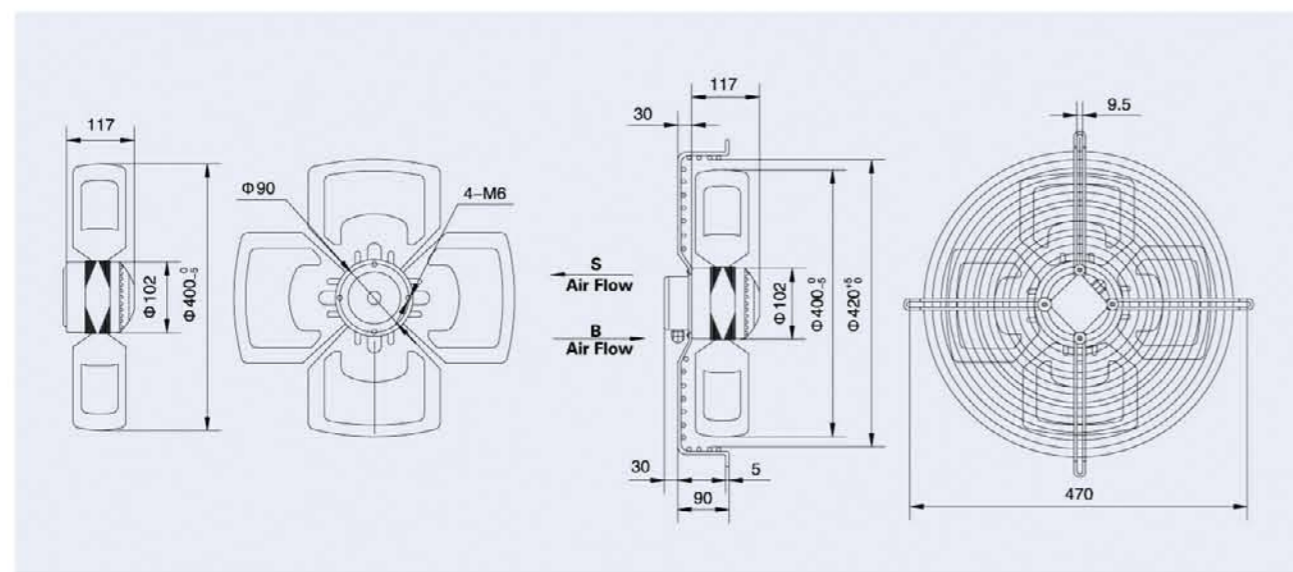
使用说明:

工作方式: S1
绝缘等级: B级 F级
环境温度: -30℃ ~ 60℃

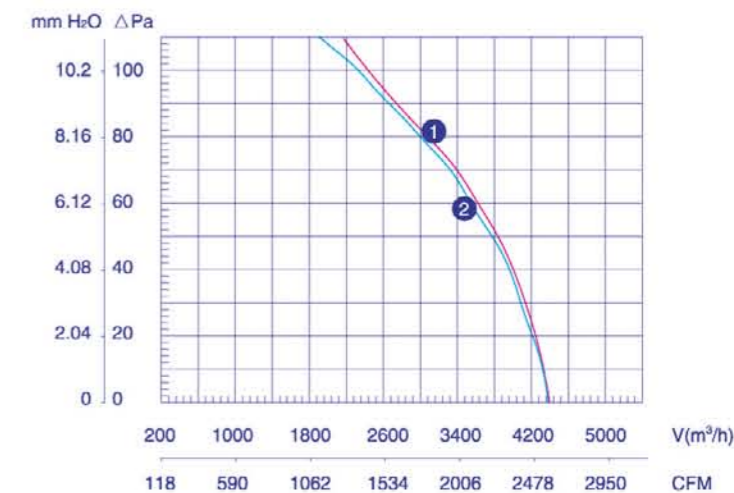
应用范围:

4D-400 380V/50Hz 0~120Pa (80Pa-2450m³/h)
4E-400 220V/50Hz 0~120Pa (80Pa-2400m³/h)

Icon	VOLTAGE 额定电压 V	FREQUENCY 频率 Hz	CURRENT 额定电流 A	INPUT 输入功率 W	SPEED 额定转速 r/min	AIR VOLUME 额定风量 m³/h	CAPACITANCE 电容 μF	NOISE 噪音 dBA	NET WEIGHT 净重 kg	LICENSE 证书	NO. ON THE CURVE
	380	50	0.50	200	1370	3283	/	68	6.0	CE	1
	220	50	0.90	200	1350	3244	6	68	6.0	CE	2



Ø 450-J 冷风机专用外转子轴流风机 Axial Fans-Special for Air Cooler



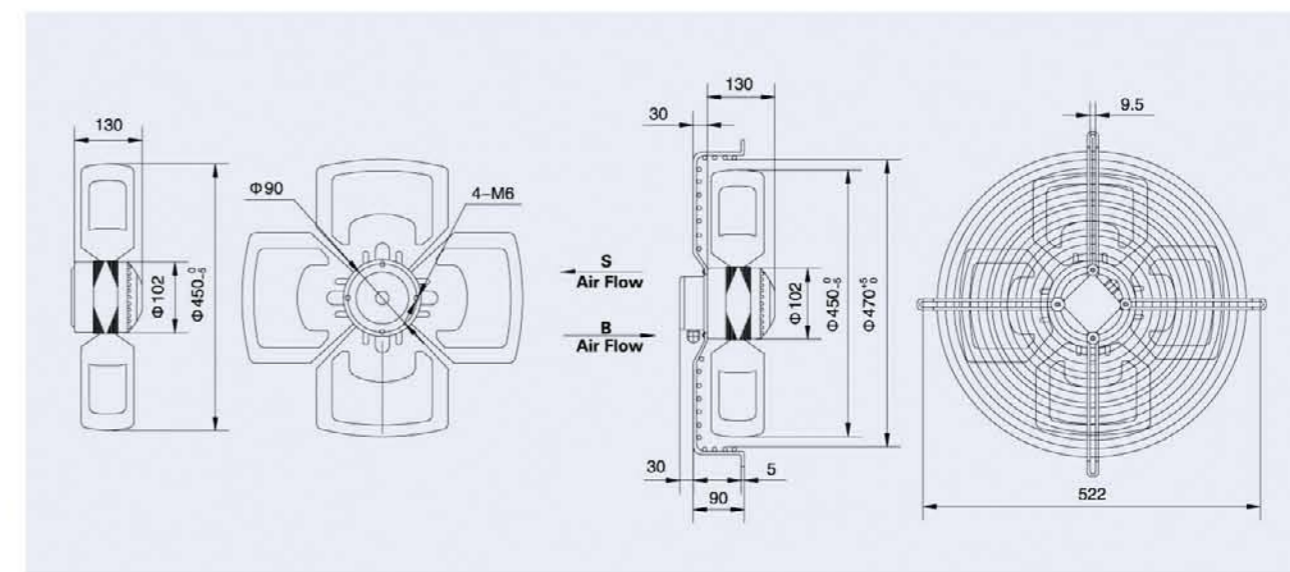
使用说明:

工作方式: S1
绝缘等级: B级 F级
环境温度: -30℃ ~ 60℃

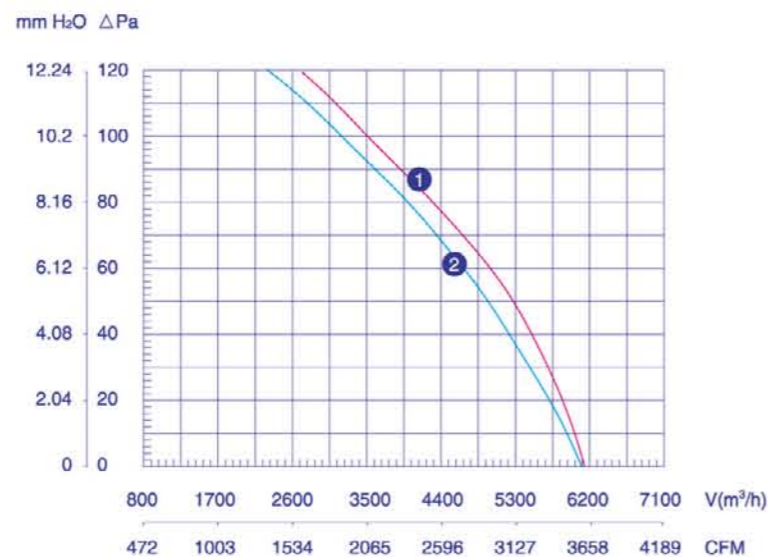
应用范围:

4D-450 380V/50Hz 0~120Pa (80Pa-3150m³/h)
4E-450 220V/50Hz 0~120Pa (80Pa-3050m³/h)

Icon	VOLTAGE 额定电压 V	FREQUENCY 频率 Hz	CURRENT 额定电流 A	INPUT 输入功率 W	SPEED 额定转速 r/min	AIR VOLUME 额定风量 m³/h	CAPACITANCE 电容 μF	NOISE 噪音 dBA	NET WEIGHT 净重 kg	LICENSE 证书	NO. ON THE CURVE
	380	50	0.52	240	1350	4406	/	68	8.0	CE	1
	220	50	1.18	260	1340	4392	8	68	8.0	CE	2



Ø 500-J 冷风机专用外转子轴流风机 Axial Fans-Special for Air Cooler



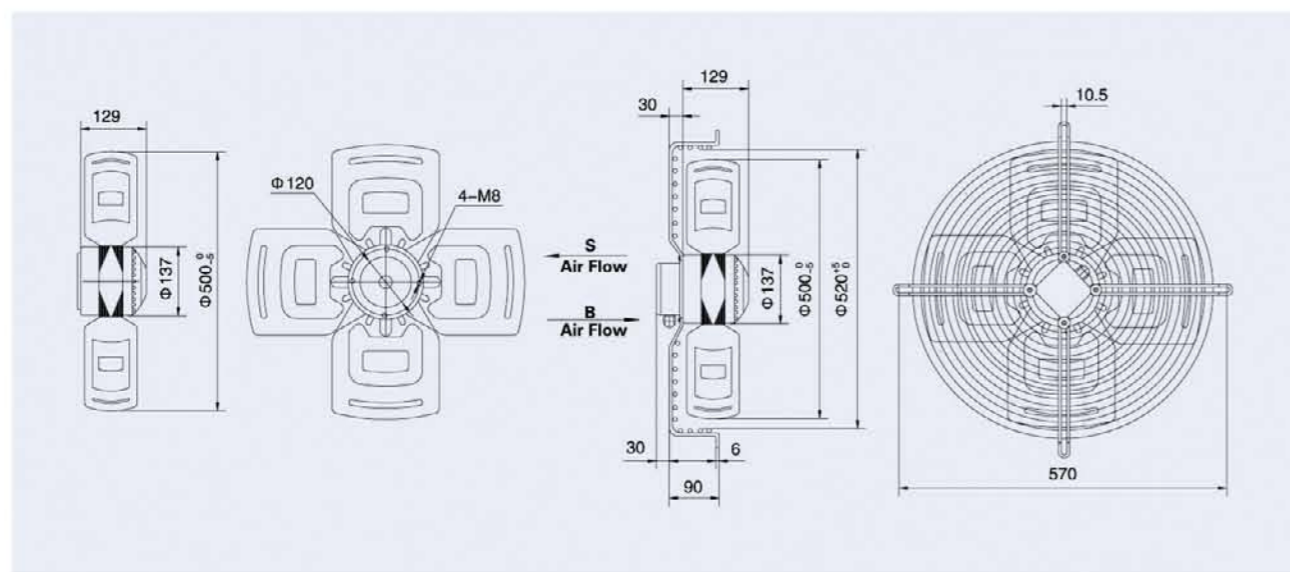
使用说明:

工作方式: S1
绝缘等级: B级 F级
环境温度: -30℃ ~ 60℃

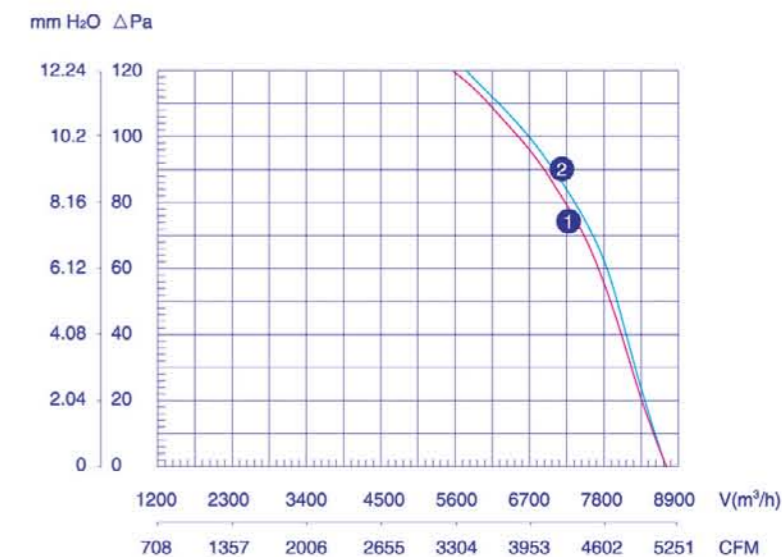
应用范围:

4D-500 380V/50Hz 0~120Pa (80Pa-4370m³/h)
4E-500 220V/50Hz 0~120Pa (80Pa-3980m³/h)

	VOLTAGE 额定电压 V	FREQUENCY 频率 Hz	CURRENT 额定电流 A	INPUT 输入功率 W	SPEED 额定转速 r/min	AIR VOLUME 额定风量 m ³ /h	CAPACITANCE 电容 μF	NOISE 噪音 dBA	NET WEIGHT 净重 kg	LICENSE 证书	NO.ON THE CURVE
YWF-4D-500-S-137/35-J	380	50	0.9	420	1340	6035	/	72	9.0	CE	1
YWF-4E-500-S-137/35-J	220	50	2.06	440	1300	6158	10	72	9.0	CE	2



Ø 550-J 冷风机专用外转子轴流风机 Axial Fans-Special for Air Cooler



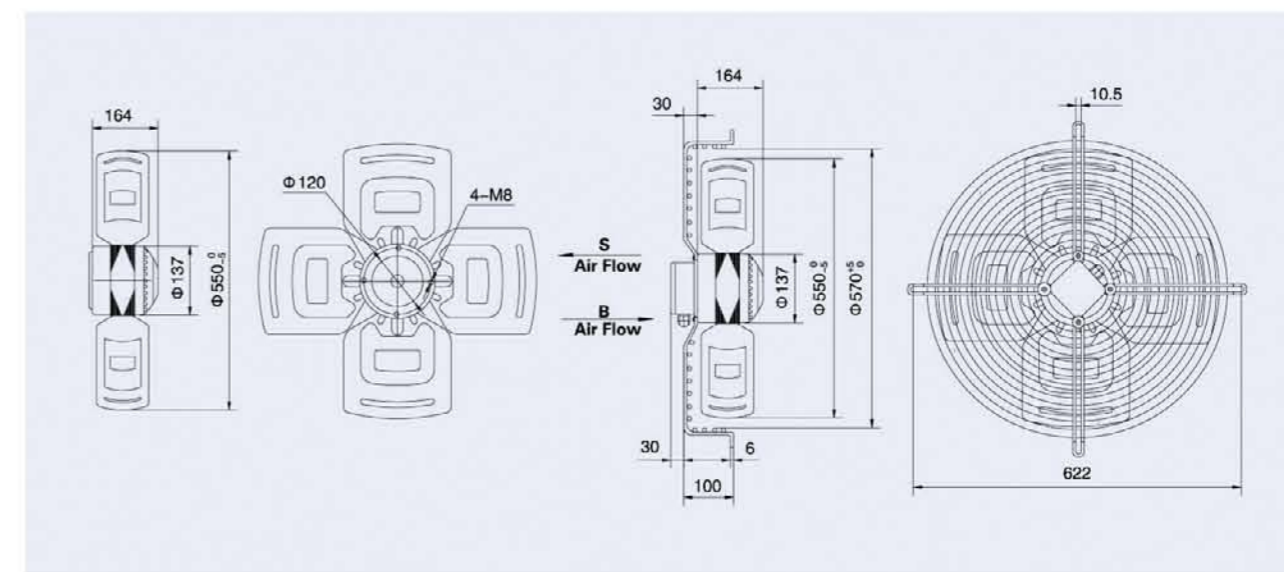
使用说明:

工作方式: S1
绝缘等级: B级 F级
环境温度: -30℃ ~ 60℃

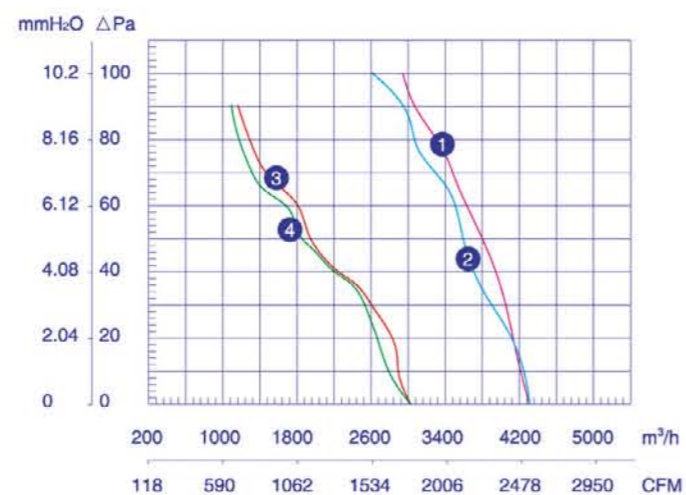
应用范围:

4D-550 380V/50Hz 0~120Pa (80Pa-7360m³/h)
4E-550 220V/50Hz 0~120Pa (80Pa-7250m³/h)

	VOLTAGE 额定电压 V	FREQUENCY 频率 Hz	CURRENT 额定电流 A	INPUT 输入功率 W	SPEED 额定转速 r/min	AIR VOLUME 额定风量 m ³ /h	CAPACITANCE 电容 μF	NOISE 噪音 dBA	NET WEIGHT 净重 kg	LICENSE 证书	NO.ON THE CURVE
YWF-4D-550-S-137/70-J	380	50	1.55	765	1350	8791	/	75	15	CE	1
YWF-4E-550-S-137/70-J	220	50	3.70	815	1350	8833	16	75	15	CE	2



Ø 450-E IP54外转子轴流风机 Axial Fans-IP54



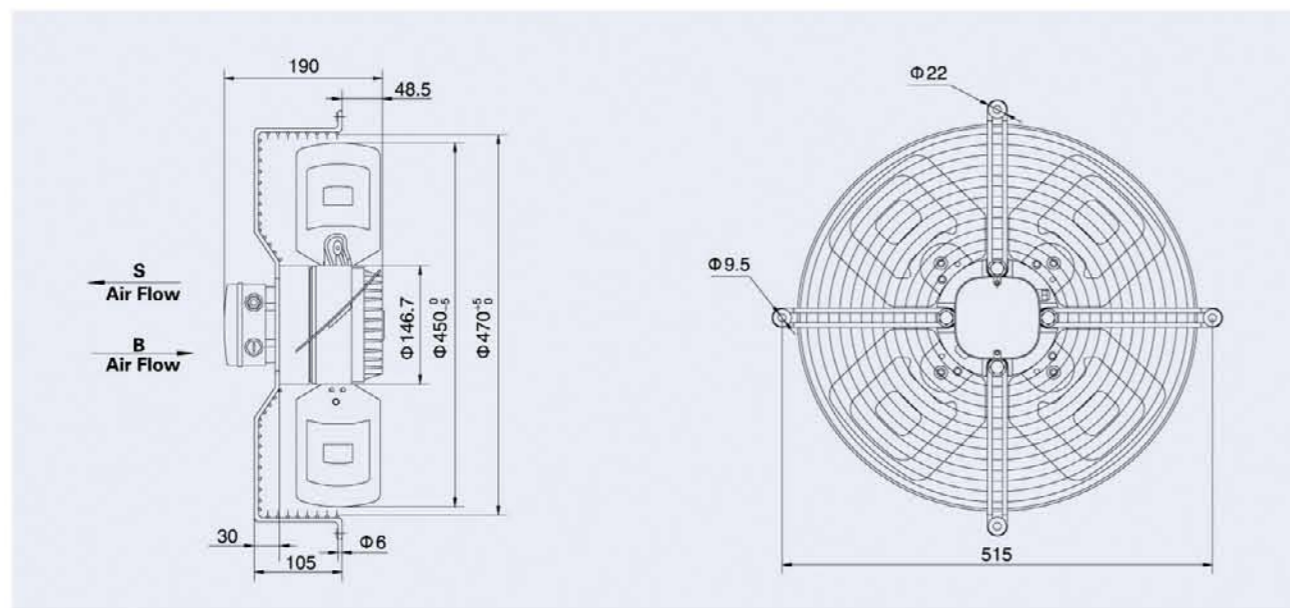
使用说明:

工作方式: S1
防护等级: IP54
绝缘等级: F级
环境温度: -30℃ ~ 60℃

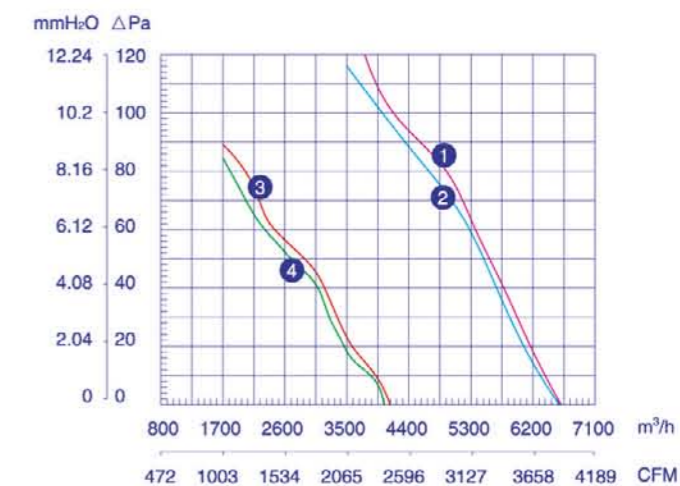
应用范围:

4D-450 380V/50Hz 0~135Pa (20Pa-4200m³/h)
4E-450 220V/50Hz 0~125Pa (20Pa-4200m³/h)
6D-450 380V/50Hz 0~90Pa (20Pa-2780m³/h)
6E-450 220V/50Hz 0~90Pa (20Pa-2750m³/h)

	VOLTAGE 额定电压 V	FREQUENCY 频率 Hz	CURRENT 额定电流 A	INPUT 输入功率 W	SPEED 额定转速 r/min	AIR VOLUME 额定风量 m³/h	CAPACITANCE 电容 μF	NOISE 噪音 dBA	NET WEIGHT 净重 kg	LICENSE 证书	NO.ON THE CURVE
YWF-4D-450-S-137/35-E	380	50	0.75	300	1400	4336	/	68	9.5	CE	1
YWF-4E-450-S-137/35-E	220	50	1.55	300	1400	4295	14	68	9.5	CE	2
YWF-6D-450-S-137/35-E	380	50	0.52	145	960	3062	/	68	9.5	CE	3
YWF-6E-450-S-137/35-E	220	50	1.00	145	950	3048	8	68	9.5	CE	4



Ø 500-E IP54外转子轴流风机 Axial Fans-IP54



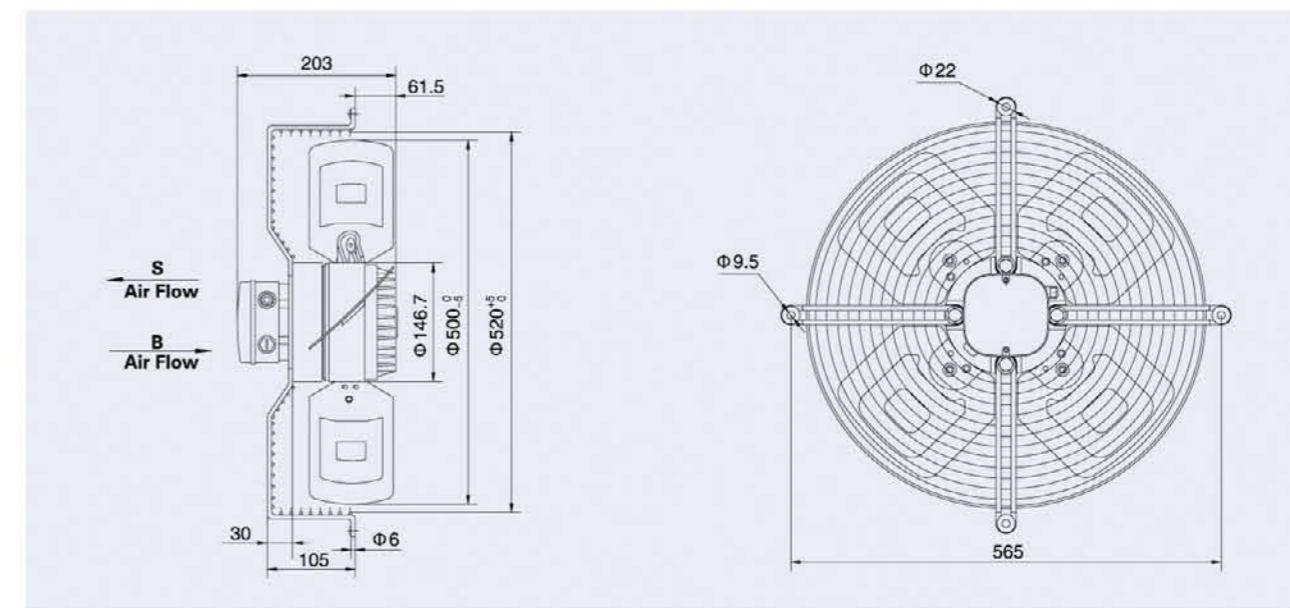
使用说明:

工作方式: S1
防护等级: IP54
绝缘等级: F级
环境温度: -30℃ ~ 60℃

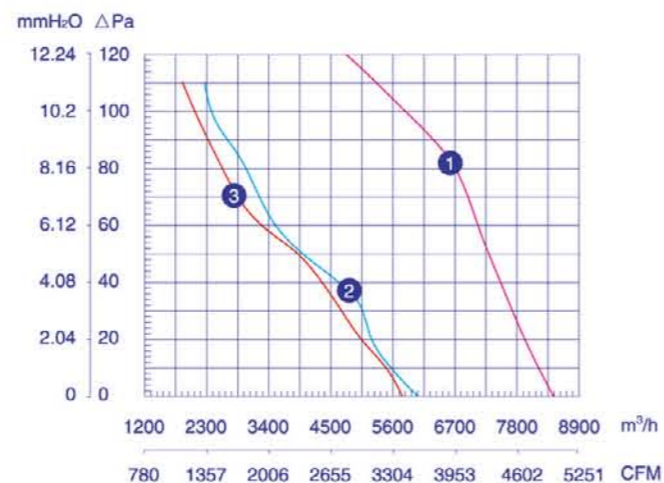
应用范围:

4D-500 380V/50Hz 0~160Pa (20Pa-6200m³/h)
4E-500 220V/50Hz 0~160Pa (20Pa-6100m³/h)
6D-500 380V/50Hz 0~90Pa (20Pa-3650m³/h)
6E-500 220V/50Hz 0~90Pa (20Pa-3600m³/h)

	VOLTAGE 额定电压 V	FREQUENCY 频率 Hz	CURRENT 额定电流 A	INPUT 输入功率 W	SPEED 额定转速 r/min	AIR VOLUME 额定风量 m³/h	CAPACITANCE 电容 μF	NOISE 噪音 dBA	NET WEIGHT 净重 kg	LICENSE 证书	NO.ON THE CURVE
YWF-4D-500-S-137/50-E	380	50	1.42	585	1400	6529	/	72	11.5	CE	1
YWF-4E-500-S-137/50-E	220	50	2.50	550	1330	6411	12	72	11.5	CE	2
YWF-6D-500-S-137/50-E	380	50	1.00	245	960	4536	/	68	11.5	CE	3
YWF-6E-500-S-137/50-E	220	50	1.25	250	940	4453	16	68	11.5	CE	4



Ø 550-E IP54外转子轴流风机 Axial Fans-IP54



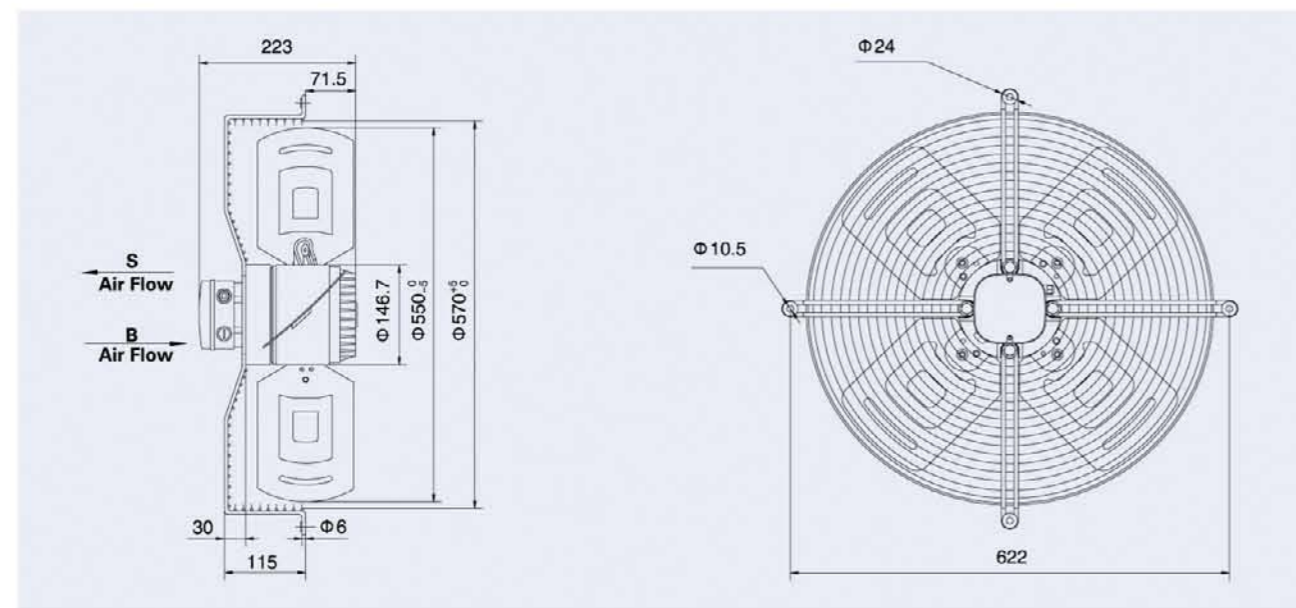
使用说明:

工作方式: S1
防护等级: IP54
绝缘等级: F级
环境温度: -30℃ ~ 60℃

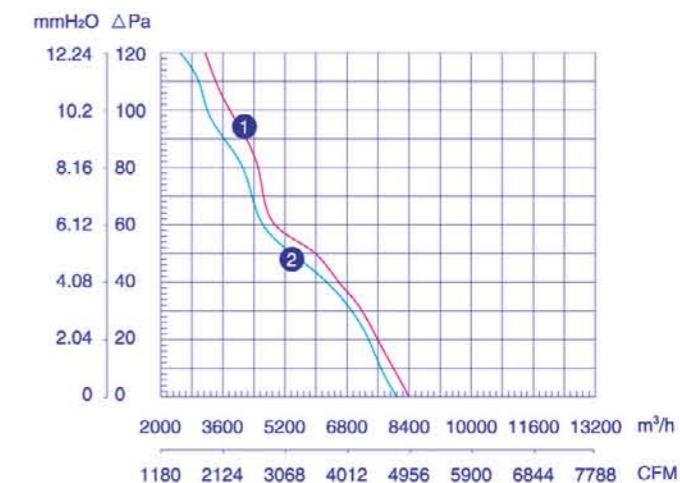
应用范围:

4D-550 380V/50Hz 0~150Pa (20Pa-8000m³/h)
6D-550 380V/50Hz 0~100Pa (20Pa-5300m³/h)
6E-550 220V/50Hz 0~120Pa (20Pa-5200m³/h)

	VOLTAGE 额定电压 V	FREQUENCY 频率 Hz	CURRENT 额定电流 A	INPUT 输入功率 W	SPEED 额定转速 r/min	AIR VOLUME 额定风量 m³/h	CAPACITANCE 电容 μF	NOISE 噪音 dBA	NET WEIGHT 净重 kg	LICENSE 证书	NO. ON THE CURVE
YWF-4D-550-S-137/70-E	380	50	1.50	800	1340	8370	/	75	14	CE	1
YWF-6D-550-S-137/70-E	380	50	1.05	320	940	5859	/	72	14	CE	2
YWF-6E-550-S-137/70-E	220	50	1.9	320	930	5833	16	72	14	CE	3



Ø 630-E IP54外转子轴流风机 Axial Fans-IP54



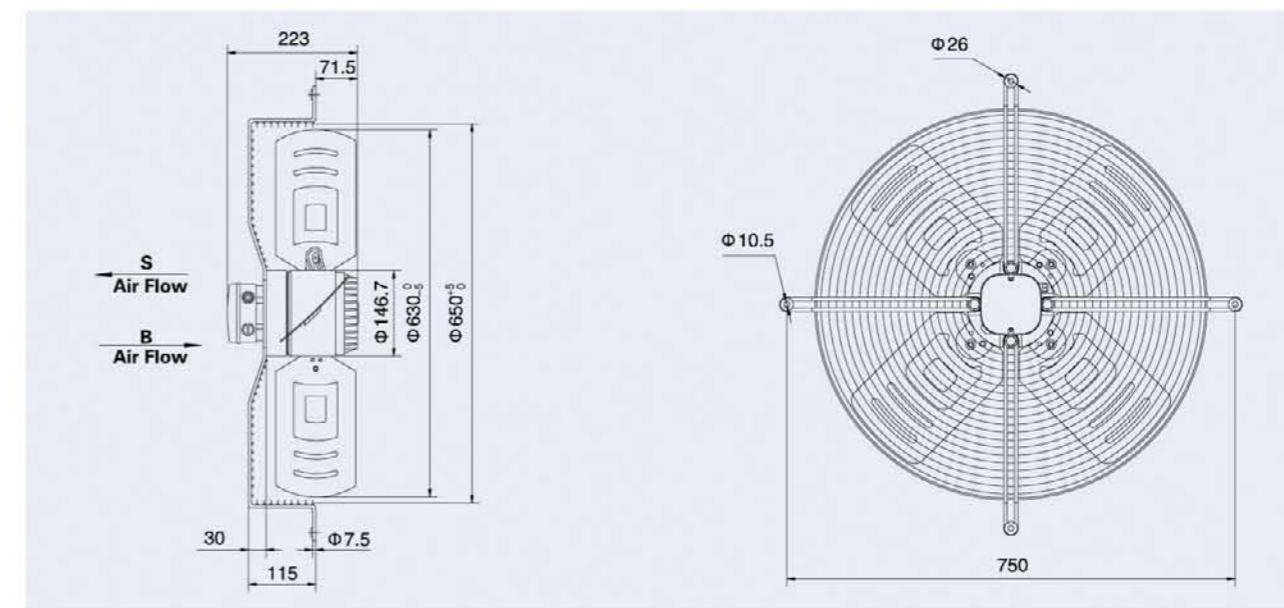
使用说明:

工作方式: S1
防护等级: IP54
绝缘等级: F级
环境温度: -30℃ ~ 60℃

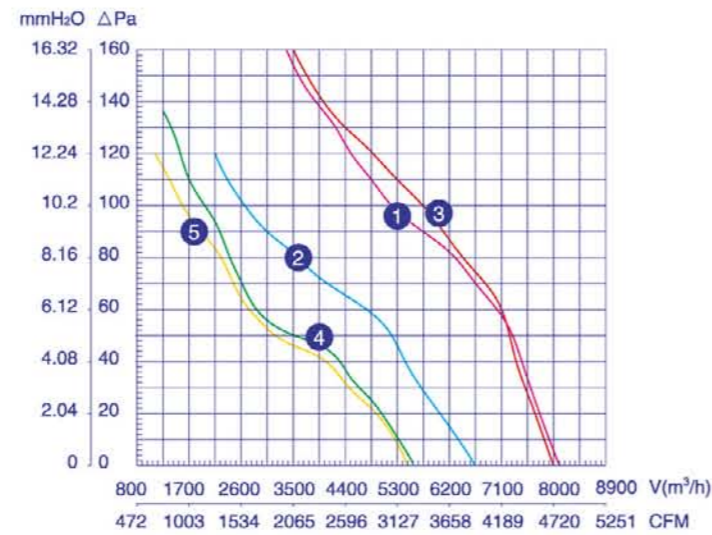
应用范围:

6D-630 380V/50Hz 0~120Pa (20Pa-7800m³/h)
6E-630 220V/50Hz 0~120Pa (20Pa-7300m³/h)

	VOLTAGE 额定电压 V	FREQUENCY 频率 Hz	CURRENT 额定电流 A	INPUT 输入功率 W	SPEED 额定转速 r/min	AIR VOLUME 额定风量 m³/h	CAPACITANCE 电容 μF	NOISE 噪音 dBA	NET WEIGHT 净重 kg	LICENSE 证书	NO. ON THE CURVE
YWF-6D-630-S-137/70-E	380	50	1.15	500	900	8379	/	75	16	CE	1
YWF-6E-630-S-137/70-E	220	50	2.55	560	880	8291	12	75	16	CE	2



Ø 500 大功率外转子轴流风机 High-power Axial Fans



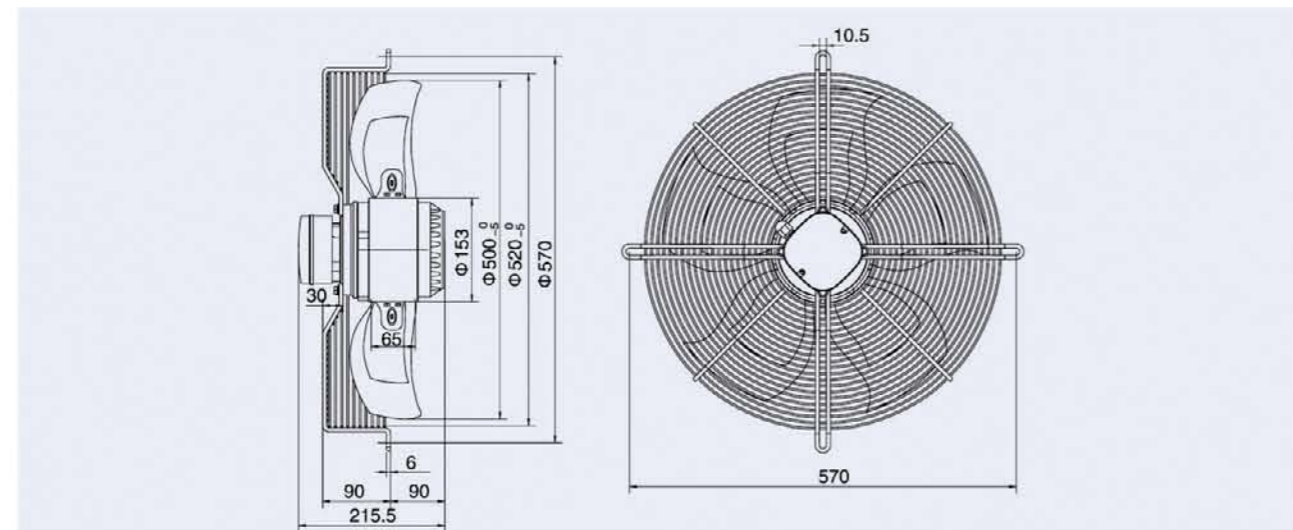
使用说明:

工作方式: S1
绝缘等级: B级 F级
环境温度: -30°C ~ 60°C

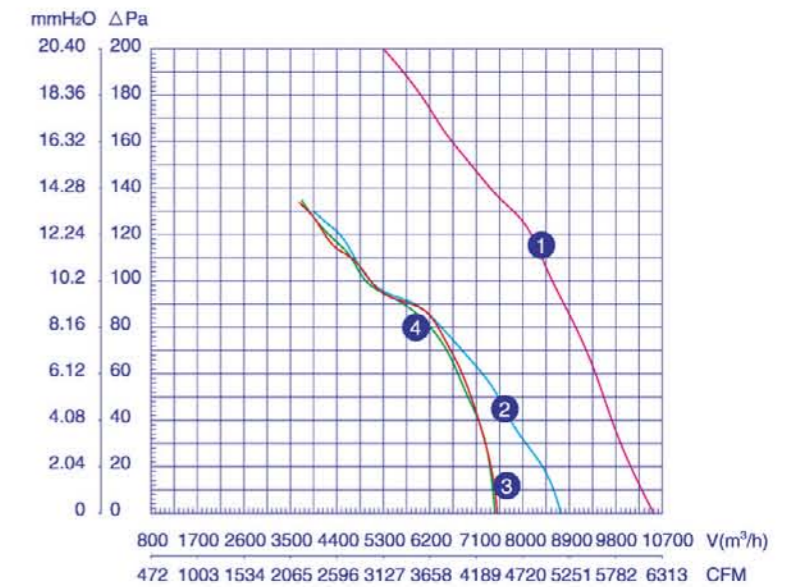
应用范围:

4D-500 Δ 380V/50Hz 0~90Pa (20Pa~7700m³/h)
4D-500 Y 380V/50Hz 0~90Pa (20Pa~6300m³/h)
4E-500 220V/50Hz 0~90Pa (20Pa~7800m³/h)
6D-500 380V/50Hz 0~90Pa (20Pa~5100m³/h)
6E-500 220V/50Hz 0~90Pa (20Pa~4900m³/h)

Icon	VOLTAGE 额定电压 V	FREQUENCY 频率 Hz	CURRENT 额定电流 A	INPUT 输入功率 W	SPEED 额定转速 r/min	AIR VOLUME 额定风量 m³/h	CAPACITANCE 电容 μF	NOISE 噪音 dBA	NET WEIGHT 净重 kg	LICENSE 证书	NO. ON THE CURVE
	Δ 380	50	1.50	800	1320	7964	/	72	18	CE	1
	Y380	50	0.90	500	1000	6582	/	72	18	CE	2
	220	50	4.15	900	1325	8030	16	72	18	CE	3
	380	50	0.60	215	900	5505	/	68	18	CE	4
	220	50	1.40	300	880	5404	10	68	18	CE	5



Ø 560 大功率外转子轴流风机 High-power Axial Fans



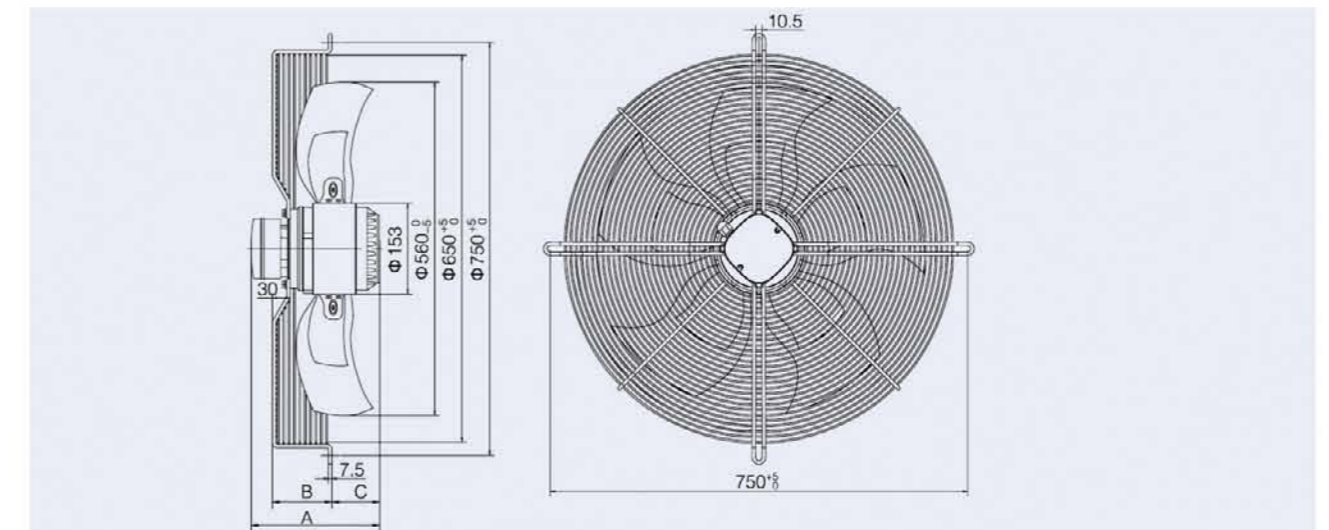
使用说明:

工作方式: S1
绝缘等级: B级 F级
环境温度: -30°C ~ 60°C

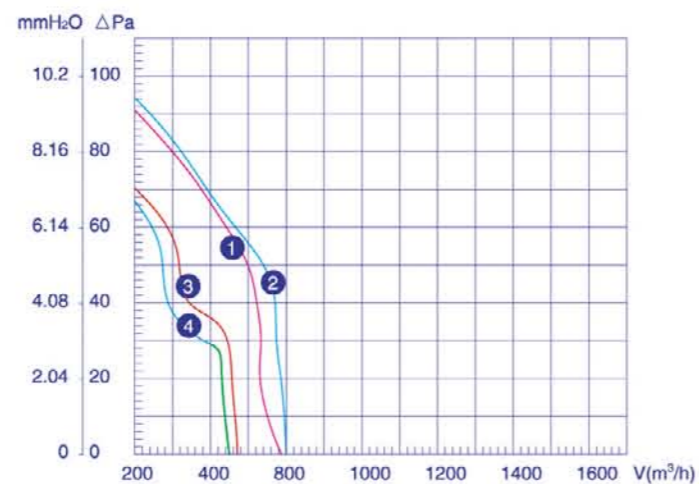
应用范围:

4D-560 Δ 380V/50Hz 0~90Pa (20Pa~10300m³/h)
4D-560 Y 380V/50Hz 0~90Pa (20Pa~8300m³/h)
6D-560 380V/50Hz 0~90Pa (20Pa~7250m³/h)
6E-560 220V/50Hz 0~90Pa (20Pa~4900m³/h)

Icon	VOLTAGE 额定电压 V	FREQUENCY 频率 Hz	CURRENT 额定电流 A	INPUT 输入功率 W	SPEED 额定转速 r/min	AIR VOLUME 额定风量 m³/h	CAPACITANCE 电容 μF	NOISE 噪音 dBA	NET WEIGHT 净重 kg	LICENSE 证书	NO. ON THE CURVE
	Δ 380	50	2.30	1100	1330	10400	/	76	21	CE	1
	Y380	50	1.30	770	1050	8800	/	76	21	CE	2
	380	50	0.90	420	900	7500	/	72	18	CE	3
	220	50	2.30	500	900	7400	12	72	18	CE	4



Ø 200 工频风机 Axial Fans



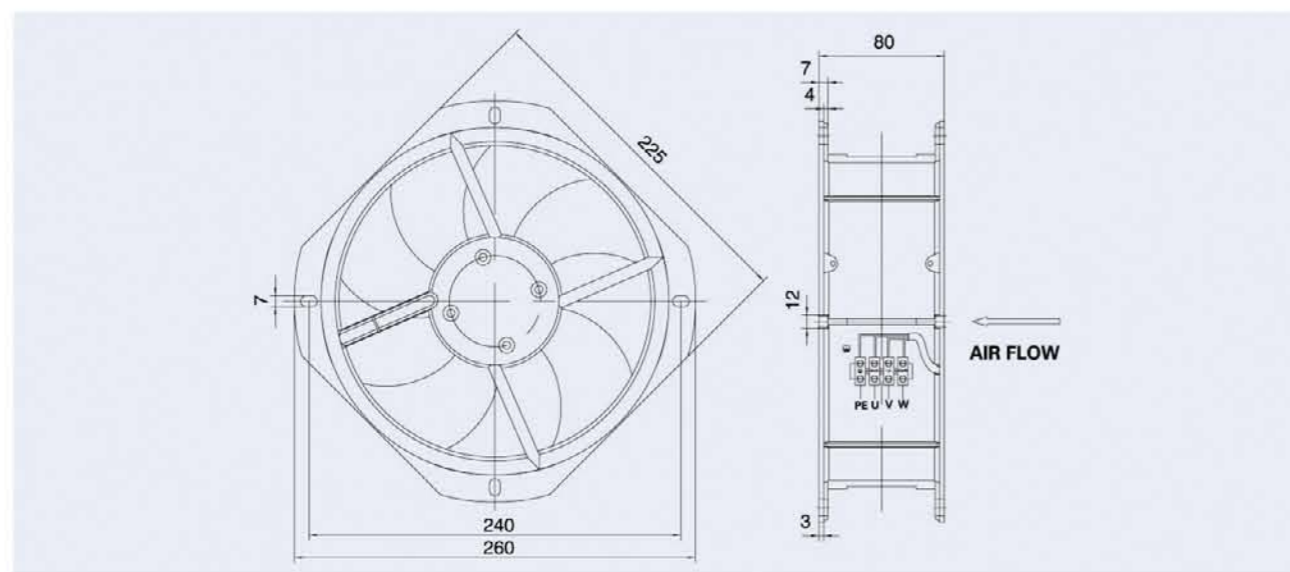
使用说明:

工作方式: S1
绝缘等级: B级 F级
环境温度: -30℃ ~ 60℃

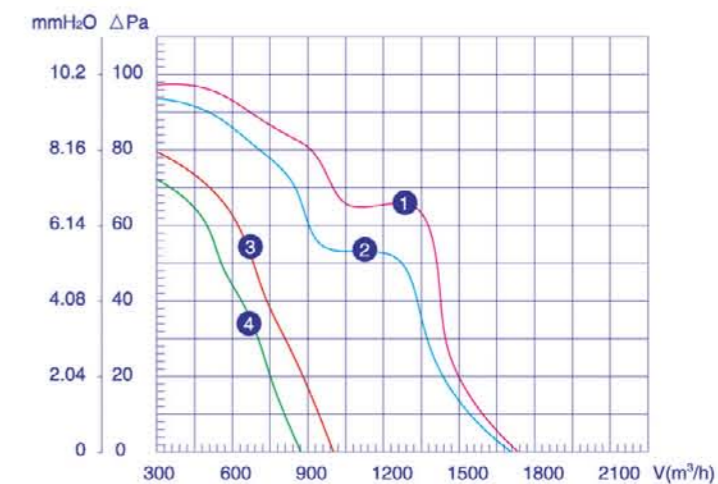
应用范围:

2E-200-9 220V/50Hz 0~90Pa (20Pa~710m³/h)
2D-200-9 220V/50Hz 0~90Pa (20Pa~750m³/h)
4E-200-9 220V/50Hz 0~60Pa (20Pa~470m³/h)
4D-200-9 380V/50Hz 0~60Pa (20Pa~510m³/h)

TYPE 型号	VOLTAGE 额定电压 V	FREQUENCY 频率 Hz	INPUT 输入功率 W	CURRENT 额定电流 A	SPEED 额定转速 r/min	AIR VOLUME 额定风量 m³/h	NOISE 噪音 dBA	CAPACITANCE 电容 μF	NET WEIGHT 净重 kg	NO.ON THE CURVE
YWF-2E-200-B-92/15-GB	220	50	55	0.24	2600	800	59	2	2	①
YWF-2D-200-B-92/15-GB	380	50	55	0.17	2600	800	59	-	2	②
YWF-4D-200-B-92/15-GB	380	50	35	0.10	1470	540	57	-	2	③
YWF-4E-200-B-92/15-GB	220	50	35	0.20	1420	500	57	1.5	2	④



Ø 250 工频风机 Axial Fans



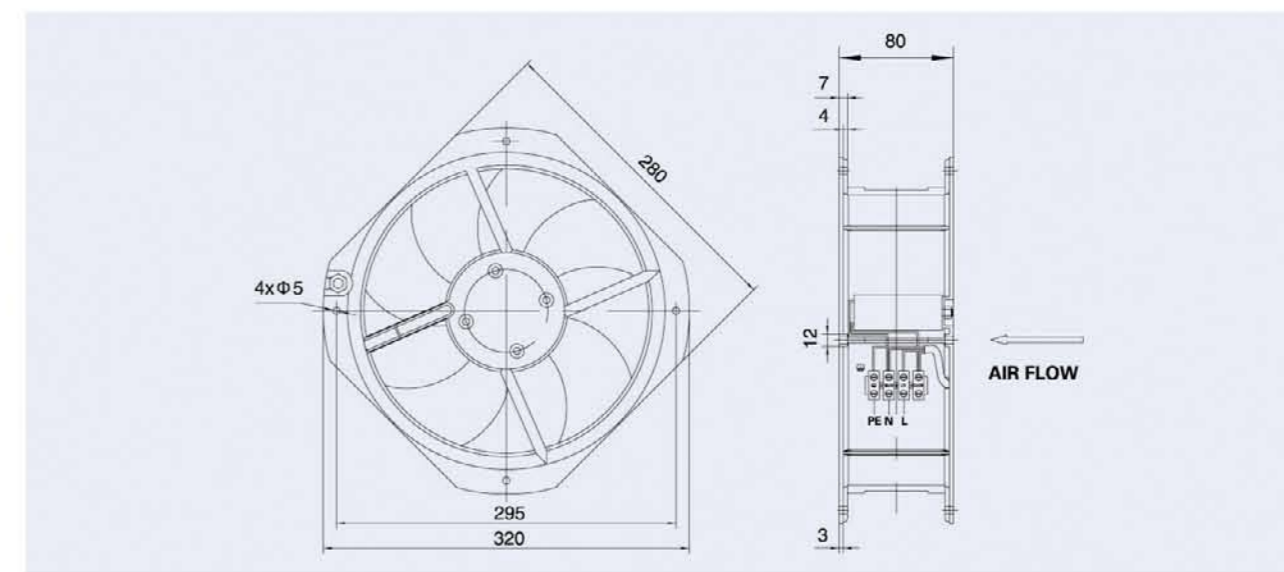
使用说明:

工作方式: S1
绝缘等级: B级 F级
环境温度: -30℃ ~ 60℃

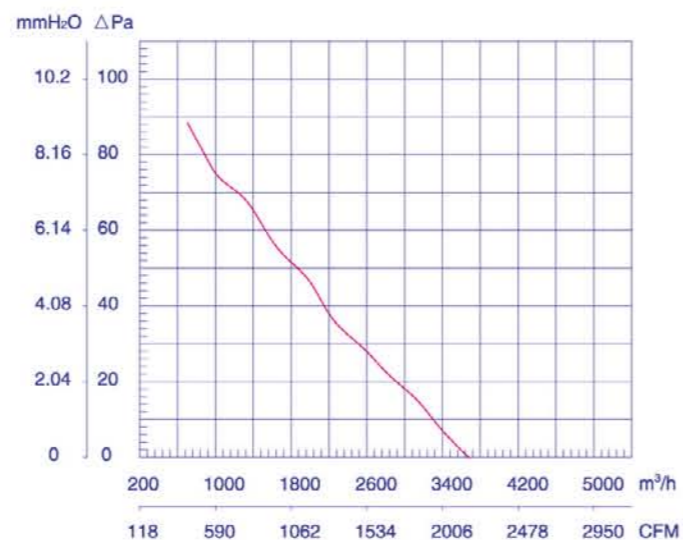
应用范围:

2D-250-9 380V/50Hz 0~90Pa (20Pa~1400m³/h)
2E-250-9 220V/50Hz 0~90Pa (20Pa~1420m³/h)
4D-250-9 380V/50Hz 0~60Pa (20Pa~800m³/h)
4E-250-9 220V/50Hz 0~60Pa (20Pa~690m³/h)

TYPE 型号	VOLTAGE 额定电压 V	FREQUENCY 频率 Hz	INPUT 输入功率 W	CURRENT 额定电流 A	SPEED 额定转速 r/min	AIR VOLUME 额定风量 m³/h	NOISE 噪音 dBA	CAPACITANCE 电容 μF	NET WEIGHT 净重 kg	NO.ON THE CURVE
YWF-2E-250-B-92/15-GB	220	50	95	0.42	2500	1580	61	3	3	①
YWF-2D-250-B-92/15-GB	380	50	95	0.19	2500	1580	61	-	3	②
YWF-4D-250-B-92/15-GB	380	50	55	0.17	1450	1070	59	-	3	③
YWF-4E-250-B-92/15-GB	220	50	45	0.22	1450	890	59	2	3	④



Ø 450-GP 外转子塑料风叶轴流风机 Axial Fans-Plastic Fan Blade



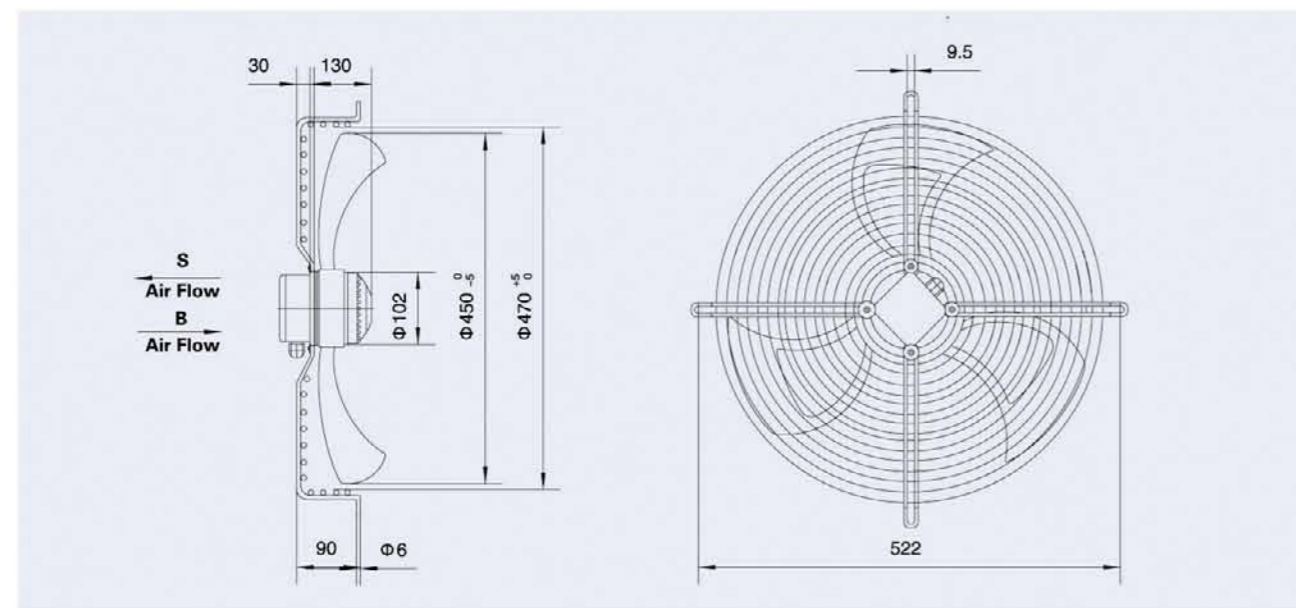
使用说明:

工作方式: S1
绝缘等级: F级
环境温度: -30°C ~ 60°C

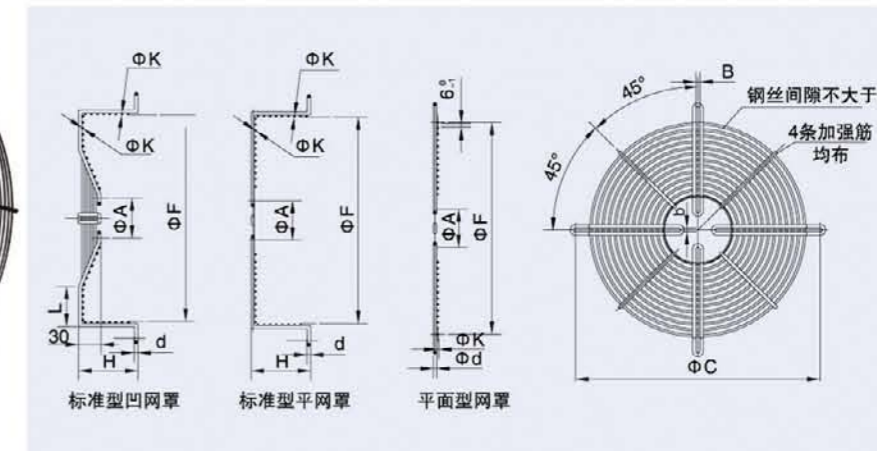

应用范围:

6E-450 220V/50Hz 0-90Pa (20Pa-2900m³/h)

YWF-6E-450-S-102/60-GP	VOLTAGE 额定电压 V	FREQUENCY 频率 Hz	CURRENT 额定电流 A	INPUT 输入功率 W	SPEED 额定转速 r/min	AIR VOLUME 额定风量 m³/h	CAPACITANCE 电容 μF	NOISE 噪音 dBA	NET WEIGHT 净重 kg
	220	50	0.72	160	900	3830	6	60	6.5



GRID 外转子专用网罩 Axial Fans' Accessories



序号	配套电机	主要尺寸								
		安装孔径 ΦC	网罩边高 H	电机安装 ΦA	网罩内径 ΦF	筋条直径 Φd	盘丝直径 Φk	安装孔径 B	电机安装 b	直边长度 L
标准型凹网罩										
1	YWF-300	360	80	58.5	320	4	2.5	7	7	70
2	YWF-315	390	80	58.5	335	4	2.5	7	7	80
3	YWF-330	402	80	58.5	350	4	2.5	7	7	85
4	YWF-350	422	80	90	370	5	2.5	9.5	8	75
5	YWF-380	450	90	90	400	5	2.5	9.5	8	90
6	YWF-400	470	90	90	420	5	2.5	9.5	8	100
7	YWF-420	490	90	90	440	5	2.5	9.5	8	110
8	YWF-450	522	90	90	470	6	2.8	9.5	8	125
9	YWF-500	570	90	120	520	6	2.8	10.5	9.5	130
10	YWF-550	622	100	120	570	6	2.8	10.5	9.5	140
11	YWF-600	679	100	120	620	7.5	3	10.5	9.5	160
12	YWF-630	750	100	120	650	7.5	3	10.5	9.5	170
标准平网罩										
13	YWF-200	260	45	58.5	220	4	2.5	7	7	/
14	YWF-250	320	55	58.5	275	4	2.5	7	7	/
15	YWF-300	360	60	58.5	320	4	2.5	7	7	/
16	YWF-350	422	60	90	370	5	2.5	9.5	8	/
17	YWF-400	470	60	90	420	5	2.5	9.5	8	/
18	YWF-450	522	60	90	470	6	2.8	9.5	8	/
19	YWF-500	570	60	120	520	6	2.8	10.5	9.5	/
20	YWF-550	622	100	120	570	6	2.8	10.5	9.5	/
21	YWF-600	679	100	120	620	7.5	3	10.5	9.5	/
22	YWF-630	750	100	120	650	7.5	3	10.5	9.5	/
平面型网罩										
23	YWF-250	320	0	58.5	275	4	2.5	7	7	/
24	YWF-300	360	0	58.5	320	4	2.5	7	7	/
25	YWF-350	422	0	90	370	5	2.5	9.5	8	/
26	YWF-400	470	0	90	420	5	2.5	9.5	8	/
27	YWF-450	522	0	90	470	6	2.8	9.5	8	/
28	YWF-500	570	0	120	520	6	2.8	10.5	9.5	/
29	YWF-550	622	0	120	570	6	2.8	10.5	9.5	/
30	YWF-630	750	0	120	650	7.5	3	10.5	9.5	/

外转子轴流风机专用导风罩 Air Director for Axial Fan

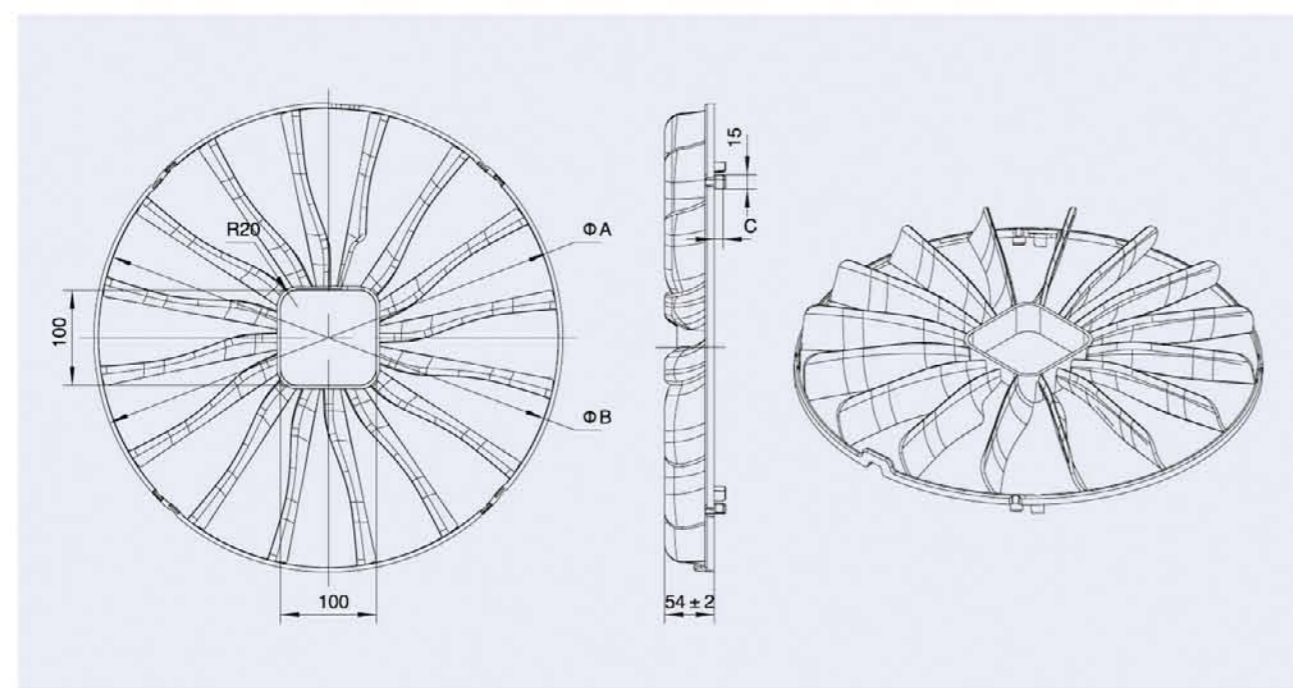


产品说明:

该产品填补了国内通风领域空白。传统的轴流风机由于轴流风叶形状和压力角度等特性存在，在轴流风机工作时产生的气流实际为螺旋状前进的气流。气流前进时由于是螺旋形的，气流存在非常大的紊流和发散损耗。由于紊流和发散损耗的存在，造成轴流风机射程小，有效送风距离短和送风损耗大等缺点。在外转子轴流风机上加装射流器后使气流方向调整为平行直线向前的气流，克服紊流，降低了送风损耗，使外转子轴流风机射程和送风效率提高40%，在制冷送风工作场所效果显著。

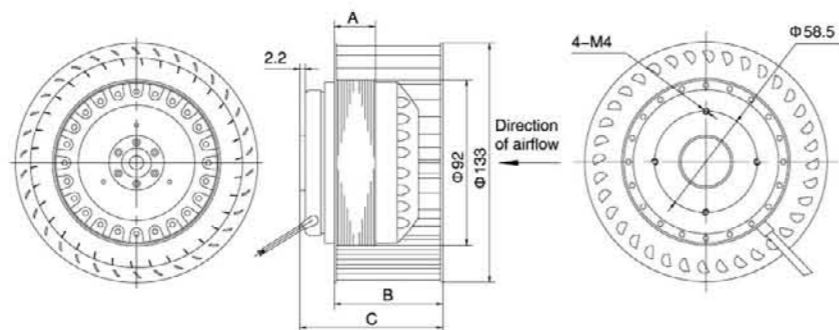
Traditional axial fan generate a spiral flow due to the characteristics such as leaf shape and axial pressure angle. Owing to spiral airflow, there is a very large turbulence and diffuse loss, what caused the results of small air range, short efficiency distance and more wastage. The air director adjust the spiral airflow to straight airflow which overcome the turbulence and diffuse loss. It will be improved 40% in air range and efficiency and the effect will be remarkable in the field of refrigeration and ventilation.

NO	TYPE	A	B	C
1	315	333	321	10
2	350	373	361	10
3	400	413	401	10
4	450	478	466	10
5	500	508	496	10



YWF/WBL Centrifugal Fans

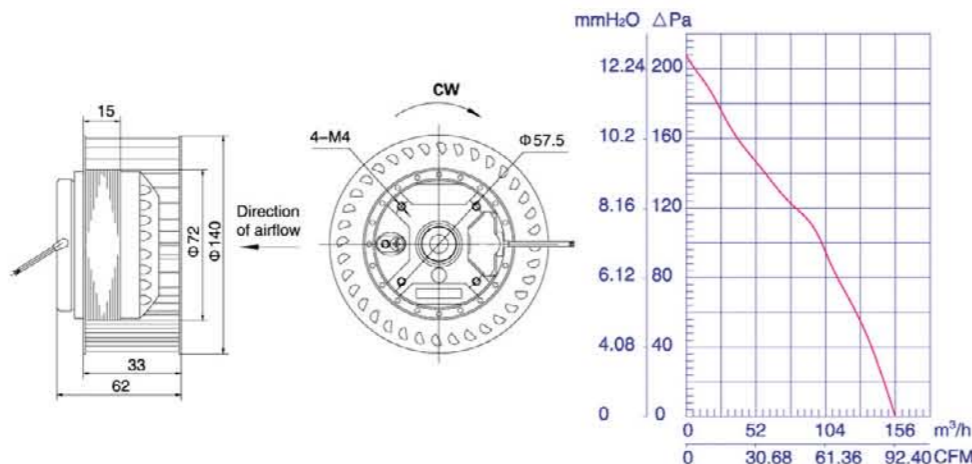
YWF 前倾式离心风机 Forward Centrifugal Fans



使用说明:

工作方式: S1
绝缘等级: B级 F级
环境温度: -30°C - 60°C

TYPE 型号	VOLTAGE 额定电压 V	FREQUENCY 频率 Hz	INPUT 输入功率 W	CURRENT 额定电流 A	SPEED 额定转速 r/min	AIR VOLUME 额定风量 m³/h	NOISE 噪音 dBA	CAPACITANCE 电容 μF	NET WEIGHT 净重 kg	SIZE 尺寸 mm		
										A	B	C
YWF-2E-92/15-F-L133/50	220	50	80	0.38	2050	700	60	2	3.0	15	50	74
YWF-2E-92/15-F-L133/73	220	50	130	0.65	2550	1000	62	3	4.0	35	73	89

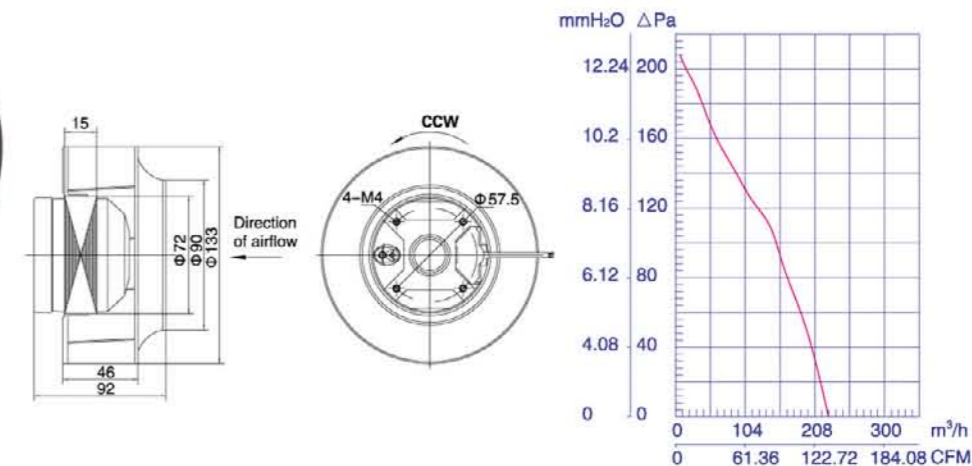


使用说明:

工作方式: S1
绝缘等级: B级 F级
环境温度: -30°C - 60°C

TYPE 型号	VOLTAGE 额定电压 V	FREQUENCY 频率 Hz	INPUT 输入功率 W	CURRENT 额定电流 A	SPEED 额定转速 r/min	AIR VOLUME 额定风量 m³/h	NOISE 噪音 dBA	CAPACITANCE 电容 μF	NET WEIGHT 净重 kg	SIZE 尺寸 mm	
										H	NO. ON THE CURVE
YWF-2E-72/15-F-L140/33	220	50	30	0.14	1900	150	50	1.0	1.5	15	1

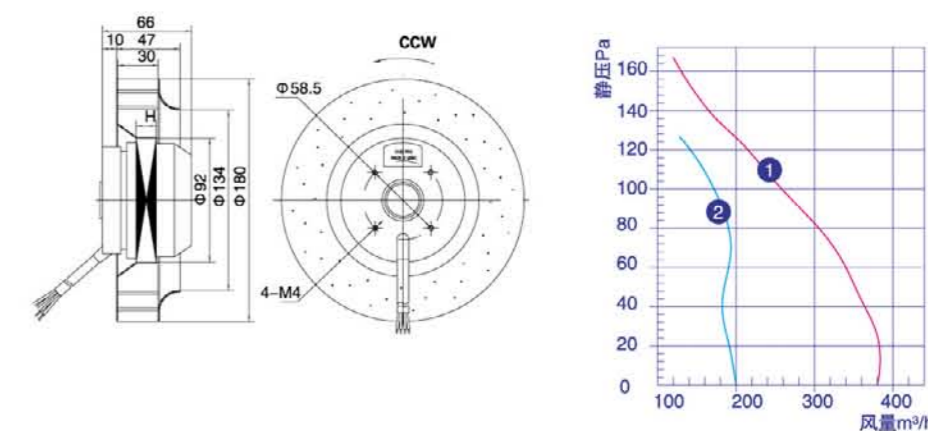
YWF 后倾式离心风机 Backward Centrifugal Fans



使用说明:

工作方式: S1
绝缘等级: B级 F级
环境温度: -30°C - 60°C

TYPE 型号	VOLTAGE 额定电压 V	FREQUENCY 频率 Hz	INPUT 输入功率 W	CURRENT 额定电流 A	SPEED 额定转速 r/min	AIR VOLUME 额定风量 m³/h	NOISE 噪音 dBA	CAPACITANCE 电容 μF	NET WEIGHT 净重 kg

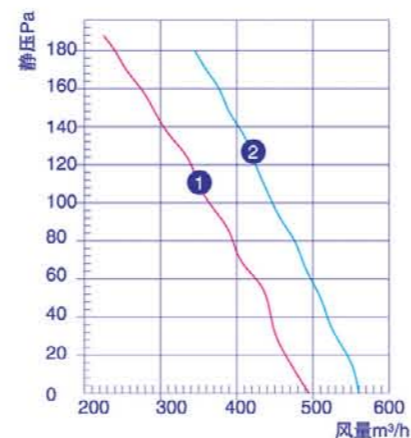
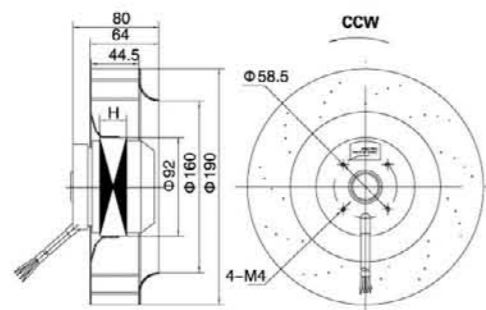


使用说明:

工作方式: S1
绝缘等级: B级 F级
环境温度: -30°C - 60°C

TYPE 型号	VOLTAGE 额定电压 V	FREQUENCY 频率 Hz	INPUT 输入功率 W	CURRENT 额定电流 A	SPEED 额定转速 r/min	AIR VOLUME 额定风量 m³/h	NOISE 噪音 dBA	CAPACITANCE 电容 μF	NET WEIGHT 净重 kg	SIZE 尺寸 mm	
										H	NO. ON THE CURVE
YWF-2E-92/15-B-L180/30	220	50/60	55	0.25	2500	380	63	3	1.3	15	1
YWF-4E-92/15-B-L180/30	220	50/60	55	0.21	1380	200	60	2	1.3	15	2

YWF 后倾式离心风机 Backward Centrifugal Fans

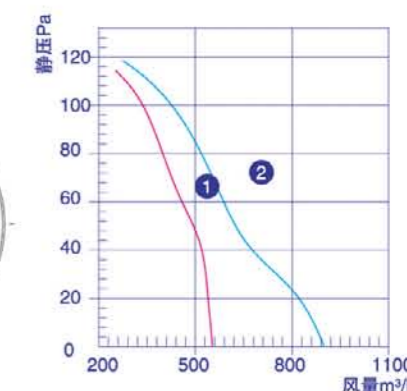
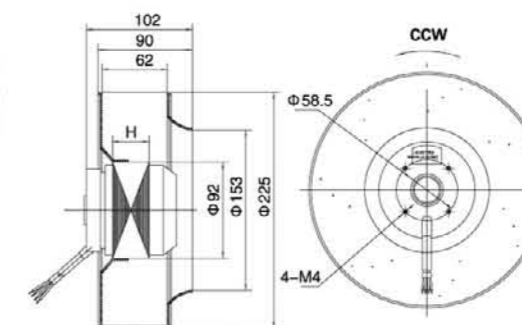


使用说明:

工作方式: S1
绝缘等级: B级 F级
环境温度: -30℃ - 60℃

TYPE 型号	VOLTAGE 额定电压 V	FREQUENCY 频率 Hz	INPUT 输入功率 W	CURRENT 额定电流 A	SPEED 额定转速 r/min	AIR VOLUME 额定风量 m³/h	NOISE 噪音 dBA	CAPACITANCE 电容 μF	NET WEIGHT 净重 kg	SIZE 尺寸 mm		NO. ON THE CURVE
										H	A	
YWF-2E-92/15-B-L190/44	220	50/60	60/70	0.27/0.30	2330/2750	495/600	62/64	2	1.5	15		1
YWF-2E-92/15-B-L190/44	110	50/60	65/75	0.55/0.70	2400/2800	500/620	62/64	8	1.5	15		2

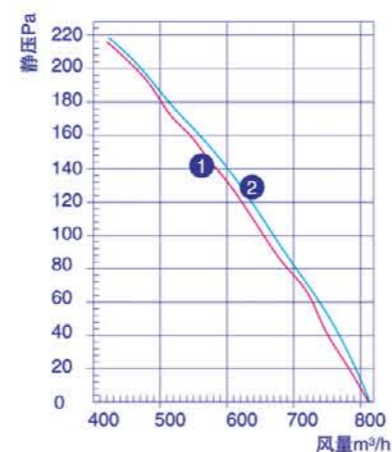
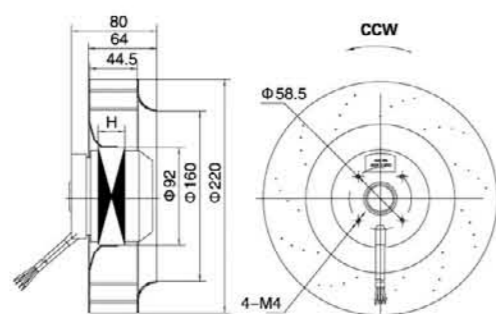
YWF 后倾式离心风机 Backward Centrifugal Fans



使用说明:

工作方式: S1
绝缘等级: B级 F级
环境温度: -30℃ - 60℃

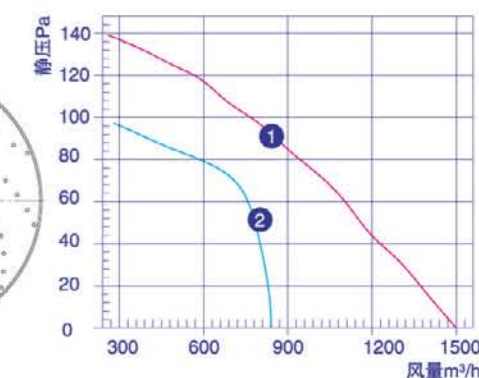
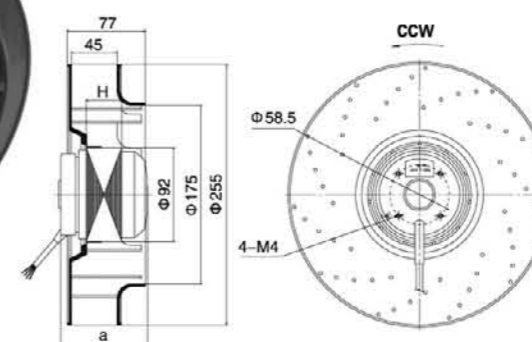
TYPE 型号	VOLTAGE 额定电压 V	FREQUENCY 频率 Hz	INPUT 输入功率 W	CURRENT 额定电流 A	SPEED 额定转速 r/min	AIR VOLUME 额定风量 m³/h	NOISE 噪音 dBA	CAPACITANCE 电容 μF	NET WEIGHT 净重 kg	SIZE 尺寸 mm		NO. ON THE CURVE
										H	A	
YWF-2E-92/35-B-L225/62	220	50	120	0.55	2500	900	60	4	2.5	35		1
YWF-4E-92/35-B-L225/62	220	50	65	0.36	1470	535	55	3	2.5	35		2



使用说明:

工作方式: S1
绝缘等级: B级 F级
环境温度: -30℃ - 60℃

TYPE 型号	VOLTAGE 额定电压 V	FREQUENCY 频率 Hz	INPUT 输入功率 W	CURRENT 额定电流 A	SPEED 额定转速 r/min	AIR VOLUME 额定风量 m³/h	NOISE 噪音 dBA	CAPACITANCE 电容 μF	NET WEIGHT 净重 kg	SIZE 尺寸 mm		NO. ON THE CURVE
										H	A	
YWF-2E-92/25-B-L220/44	220	50	80	0.38	2600	810	65	3	2	25		1
YWF-2E-92/25-B-L220/44	220	60	100	0.46	2800	900	68	3	2	25		2

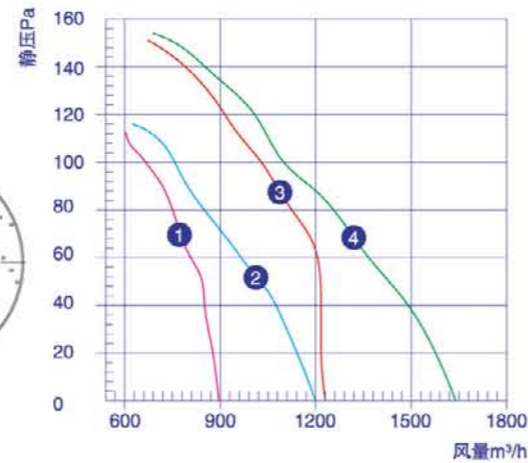
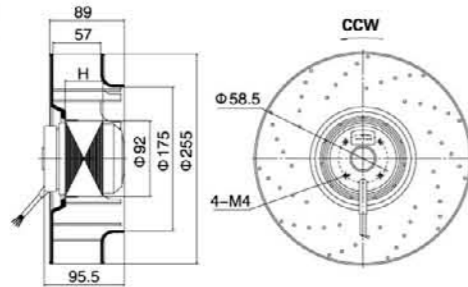


使用说明:

工作方式: S1
绝缘等级: B级 F级
环境温度: -30℃ - 60℃

TYPE 型号	VOLTAGE 额定电压 V	FREQUENCY 频率 Hz	INPUT 输入功率 W	CURRENT 额定电流 A	SPEED 额定转速 r/min	AIR VOLUME 额定风量 m³/h	NOISE 噪音 dBA	CAPACITANCE 电容 μF	NET WEIGHT 净重 kg	SIZE 尺寸 mm		NO. ON THE CURVE
										H	A	
YWF-2E-92/42-B-L250/45	220	50	175	0.85	2500	1500	70	6	3.0	42	92.5	
YWF-4E-92/35-B-L250/45	220	50	80	0.37	1380	800	60	3	3.0	35	85.5	

YWF 后倾式离心风机 Backward Centrifugal Fans

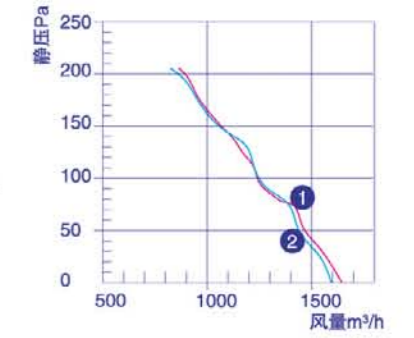
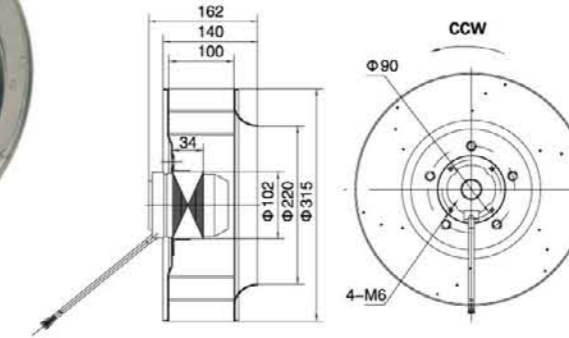


使用说明:

工作方式: S1
 绝缘等级: B级 F级
 环境温度: -30°C ~ 60°C

TYPE 型号	VOLTAGE 额定电压 V	FREQUENCY 频率 Hz	INPUT 输入功率 W	CURRENT 额定电流 A	SPEED 额定转速 r/min	AIR VOLUME 额定风量 m³/h	NOISE 噪音 dBA	CAPACITANCE 电容 μF	NET WEIGHT 净重 kg	SIZE 尺寸	NO. ON THE CURVE
										H	
YWF-4E-92/35-B-L250/57	220	50	90	0.40	1380	900	62	3	3.0	35	1
YWF-2E-92/42-B-L250/57	220	50	150	0.70	2400	1200	74	6	3.0	42	2
YWF-2D-92/42-B-L250/57	380	50	150	0.40	2400	1230	74	/	3.0	42	3
YWF-2E-92/45-B-L250/57	220	50	210	0.95	2500	1650	72	6	3.0	45	4

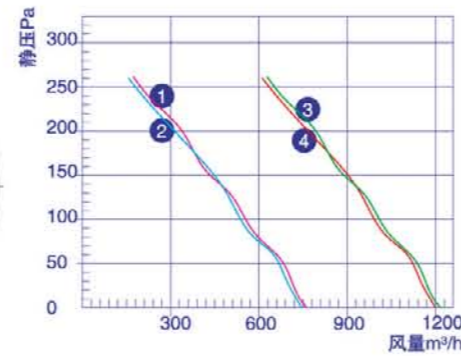
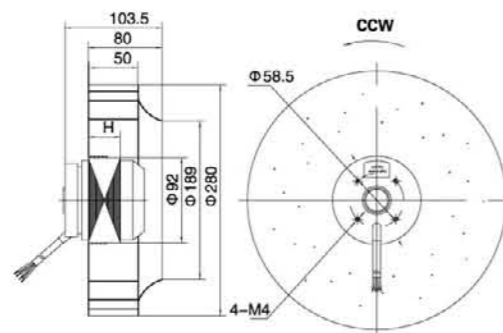
YWF 后倾式离心风机 Backward Centrifugal Fans



使用说明:

工作方式: S1
 绝缘等级: B级 F级
 环境温度: -30°C ~ 60°C

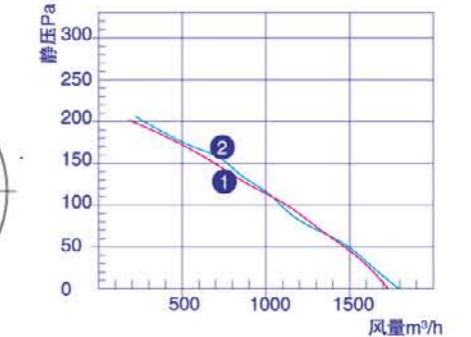
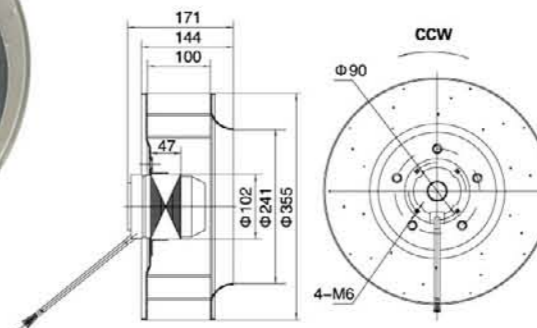
TYPE 型号	VOLTAGE 额定电压 V	FREQUENCY 频率 Hz	INPUT 输入功率 W	CURRENT 额定电流 A	SPEED 额定转速 r/min	AIR VOLUME 额定风量 m³/h	NOISE 噪音 dBA	CAPACITANCE 电容 μF	NET WEIGHT 净重 kg	LICENSE 证书	NO. ON THE CURVE
										CE	
YWF-4D-102/34-B-L315/100	380	50	130	0.35	1400	1700	66	/	4	CE	1
YWF-4E-102/34-B-L315/100	220	50	130	0.60	1380	1610	66	4	4	CE	2



使用说明:

工作方式: S1
 绝缘等级: B级 F级
 环境温度: -30°C ~ 60°C

TYPE 型号	VOLTAGE 额定电压 V	FREQUENCY 频率 Hz	INPUT 输入功率 W	CURRENT 额定电流 A	SPEED 额定转速 r/min	AIR VOLUME 额定风量 m³/h	NOISE 噪音 dBA	CAPACITANCE 电容 μF	NET WEIGHT 净重 kg	SIZE 尺寸	NO. ON THE CURVE
										H	
YWF-2D-92/45-B-L280/50	380	50	240	0.45	2400	1600	75	/	3.5	45	1
YWF-2E-92/45-B-L280/50	220	50	215	0.95	2350	1550	75	8	3.5	45	2
YWF-4D-92/35-B-L280/50	380	50	80	0.21	1450	960	65	/	3.5	35	3
YWF-4E-92/35-B-L280/50	220	50	70	0.37	1430	930	65	3	3.5	35	4

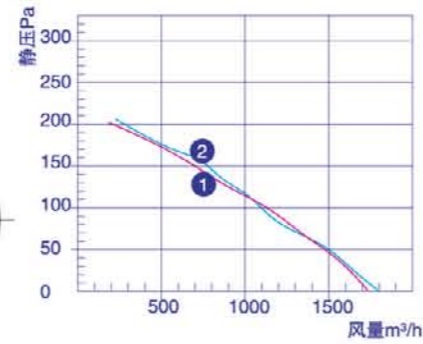
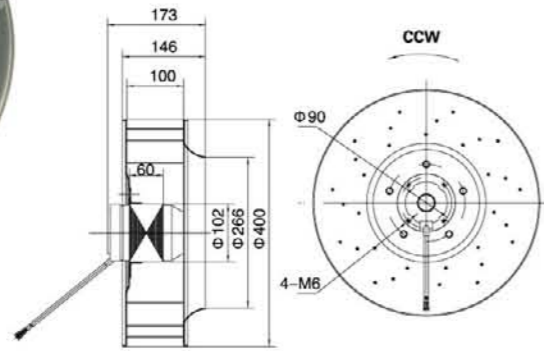


使用说明:

工作方式: S1
 绝缘等级: B级 F级
 环境温度: -30°C ~ 60°C

TYPE 型号	VOLTAGE 额定电压 V	FREQUENCY 频率 Hz	INPUT 输入功率 W	CURRENT 额定电流 A	SPEED 额定转速 r/min	AIR VOLUME 额定风量 m³/h	NOISE 噪音 dBA	CAPACITANCE 电容 μF	NET WEIGHT 净重 kg	LICENSE 证书	NO. ON THE CURVE
										CE	
YWF-4D-102/47-B-L355/100	380	50	250	0.65	1350	1850	66	/	4.5	CE	1
YWF-4E-102/47-B-L355/100	220	50	250	1.15	1220	1730	66	6	4.5	CE	2

YWF 后倾式离心风机 Backward Centrifugal Fans

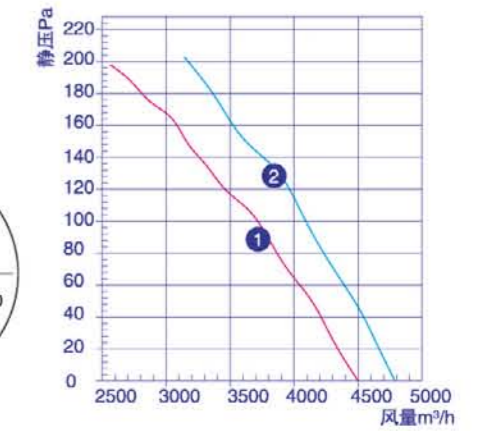
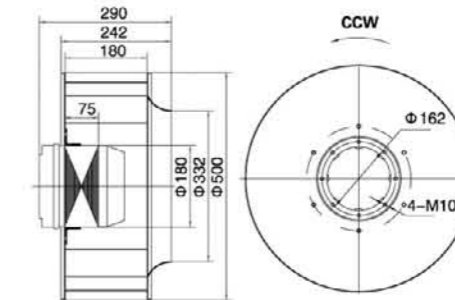


使用说明:

工作方式: S1
绝缘等级: B级 F级
环境温度: -30°C - 60°C

TYPE 型号	VOLTAGE 额定电压 V	FREQUENCY 频率 Hz	INPUT 输入功率 W	CURRENT 额定电流 A	SPEED 额定转速 r/min	AIR VOLUME 额定风量 m³/h	NOISE 噪音 dBA	CAPACITANCE 电容 μF	NET WEIGHT 净重 kg	LICENSE 证书	NO. ON THE CURVE
YWF-4D-102/60-B-L400/100	380	50	240	0.60	1380	2800	68	/	5.5		①
YWF-4E-102/60-B-L400/100	220	50	240	1.05	1370	2650	68	8	5.5		②

YWF 后倾式离心风机 Backward Centrifugal Fans

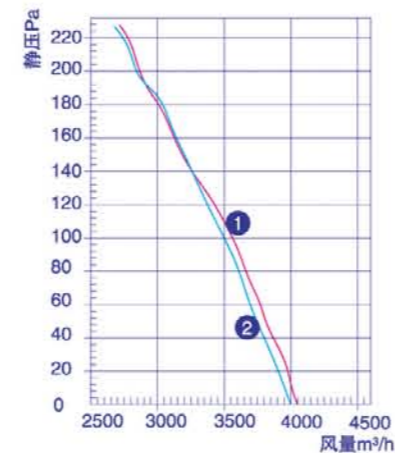
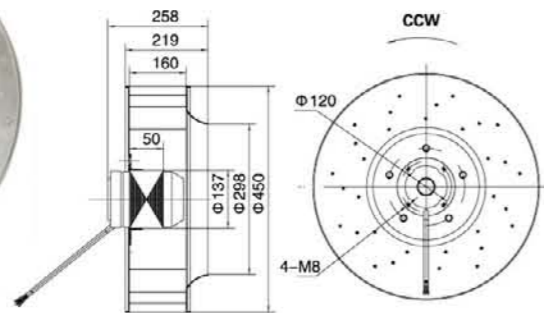


使用说明:

工作方式: S1
绝缘等级: B级 F级
环境温度: -30°C - 60°C

TYPE 型号	VOLTAGE 额定电压 V	FREQUENCY 频率 Hz	INPUT 输入功率 W	CURRENT 额定电流 A	SPEED 额定转速 r/min	AIR VOLUME 额定风量 m³/h	NOISE 噪音 dBA	CAPACITANCE 电容 μF	NET WEIGHT 净重 kg	LICENSE 证书	NO. ON THE CURVE
YWF-6D-180/75-B-L500/180	Y 380V	50	280	0.50	910	4500	78	/	20		①
	Δ 380V	50	350	1.0	970	4800	78	/	20		②

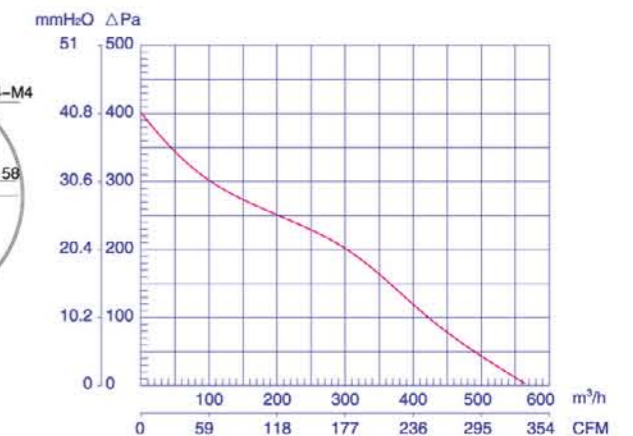
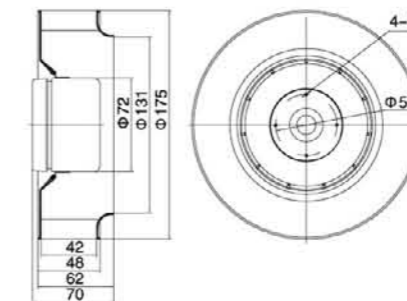
WBL 直流后倾式离心风机 Backward Centrifugal Fans (DC)



使用说明:

工作方式: S1
绝缘等级: B级 F级
环境温度: -30°C - 60°C

TYPE 型号	VOLTAGE 额定电压 V	FREQUENCY 频率 Hz	INPUT 输入功率 W	CURRENT 额定电流 A	SPEED 额定转速 r/min	AIR VOLUME 额定风量 m³/h	NOISE 噪音 dBA	CAPACITANCE 电容 μF	NET WEIGHT 净重 kg	LICENSE 证书	NO. ON THE CURVE
YWF-4D-137/50-B-L450/160	380	50	530	1.35	1300	4200	68	/	9.5		①
YWF-4E-137/50-B-L450/160	220	50	510	2.35	1300	4120	68	12	9.5		②

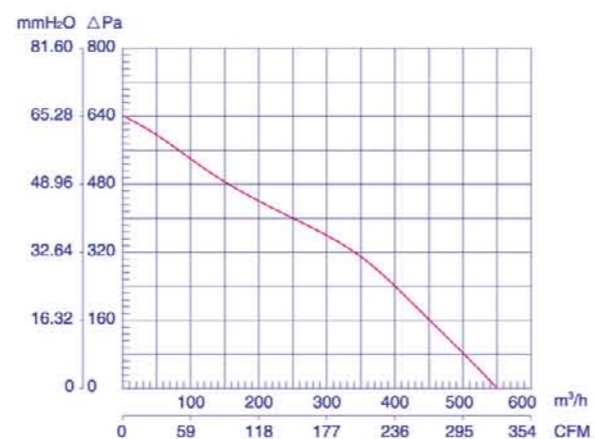
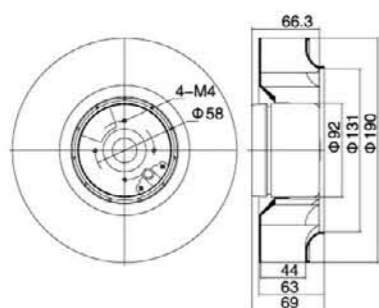


使用说明:

工作方式: S1
绝缘等级: B级 F级
环境温度: -25°C - 60°C

TYPE 型号	VOLTAGE 额定电压 V	VOLTAGE RANGE 电压范围 Hz	INPUT 输入功率 W	CURRENT 额定电流 A	SPEED 额定转速 r/min	AIR VOLUME 额定风量 m³/h	PERM.AMB.TEMP 工作温度 °C	NOISE 噪音 dBA	NET WEIGHT 净重 kg
WBL-1G-72/13-B-L175/42	24	16-28	34	1.62	3100	565	-25→+60	65	0.8
WBL-1G-72/13-B-L175/42	48	36-57	34	0.83	3100	565	-25→+60	65	0.8

WBL 直流后倾式离心风机 Backward Centrifugal Fans (DC)

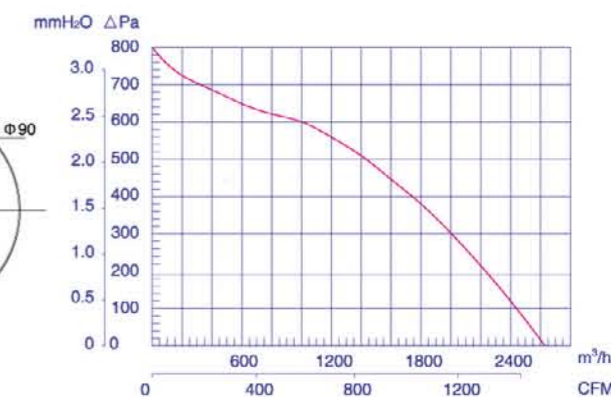
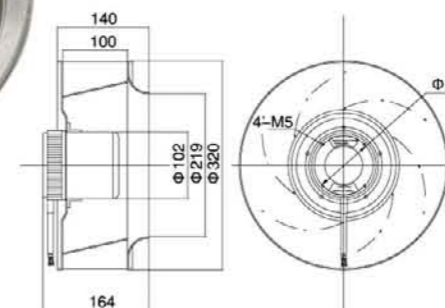


使用说明:

工作方式: S1
绝缘等级: B级 F级
环境温度: -25℃ ~ 60℃

TYPE 型号	VOLTAGE 额定电压 V	VOLTAGE RANGE 电压范围 Hz	INPUT 输入功率 W	CURRENT 额定电流 A	SPEED 额定转速 r/min	AIR VOLUME 额定风量 m ³ /h	PERM.AMB.TEMP 工作温度 ℃	NOISE 噪音 dBA	NET WEIGHT 净重 kg
WBL-1G-92/15-B-L190/44	24	16-28	80	3.70	3150	550	-25→+60	68	1.3
WBL-1G-92/15-B-L190/44	48	36-57	80	1.80	3150	550	-25→+60	68	1.3

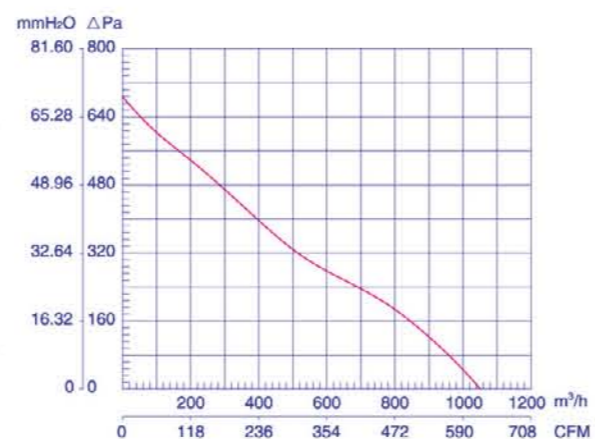
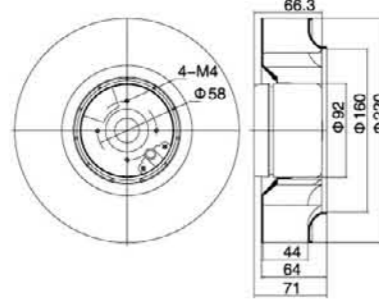
WBL 直流后倾式离心风机 Backward Centrifugal Fans (DC)



使用说明:

工作方式: S1
绝缘等级: B级 F级
环境温度: -25℃ ~ 60℃

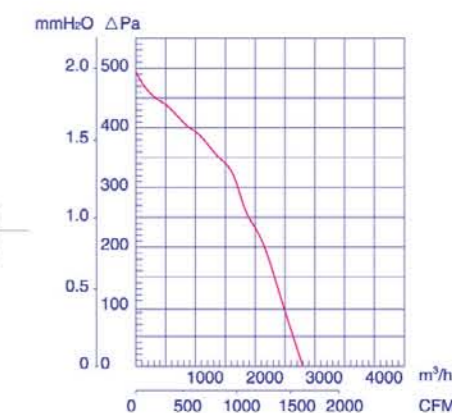
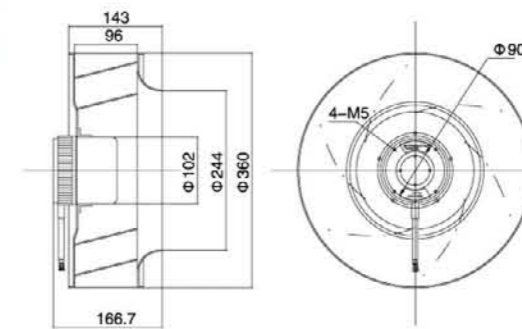
TYPE 型号	VOLTAGE 额定电压 V	VOLTAGE RANGE 电压范围 Hz	INPUT 输入功率 W	CURRENT 额定电流 A	SPEED 额定转速 r/min	AIR VOLUME 额定风量 m ³ /h	PERM.AMB.TEMP 工作温度 ℃	NOISE 噪音 dBA	NET WEIGHT 净重 kg
WBL-3G-102/50-B-L315/100	48	36-57	208	4.35	1930	2620	-25→+60	69	4.4



使用说明:

工作方式: S1
绝缘等级: B级 F级
环境温度: -25℃ ~ 60℃

TYPE 型号	VOLTAGE 额定电压 V	VOLTAGE RANGE 电压范围 Hz	INPUT 输入功率 W	CURRENT 额定电流 A	SPEED 额定转速 r/min	AIR VOLUME 额定风量 m ³ /h	PERM.AMB.TEMP 工作温度 ℃	NOISE 噪音 dBA	NET WEIGHT 净重 kg
WBL-1G-92/15-B-L220/44	24	16-28	105	5.00	3100	1050	-25→+60	75	1.5
WBL-1G-92/15-B-L220/44	48	36-57	105	2.45	3100	1050	-25→+60	75	1.5



使用说明:

工作方式: S1
绝缘等级: B级 F级
环境温度: -25℃ ~ 60℃

TYPE 型号	VOLTAGE 额定电压 V	VOLTAGE RANGE 电压范围 Hz	INPUT 输入功率 W	CURRENT 额定电流 A	SPEED 额定转速 r/min	AIR VOLUME 额定风量 m ³ /h	PERM.AMB.TEMP 工作温度 ℃	NOISE 噪音 dBA	NET WEIGHT 净重 kg
WBL-3G-102/50-B-L355/96	48	36-57	178	3.70	1560	2790	-25→+60	69	4.6

YWF-J/D92 外转子电机 External rotor Motors



使用说明:

工作方式: S1
 防护等级: IP44
 绝缘等级: B级 F级
 环境温度: -30℃ - 60℃

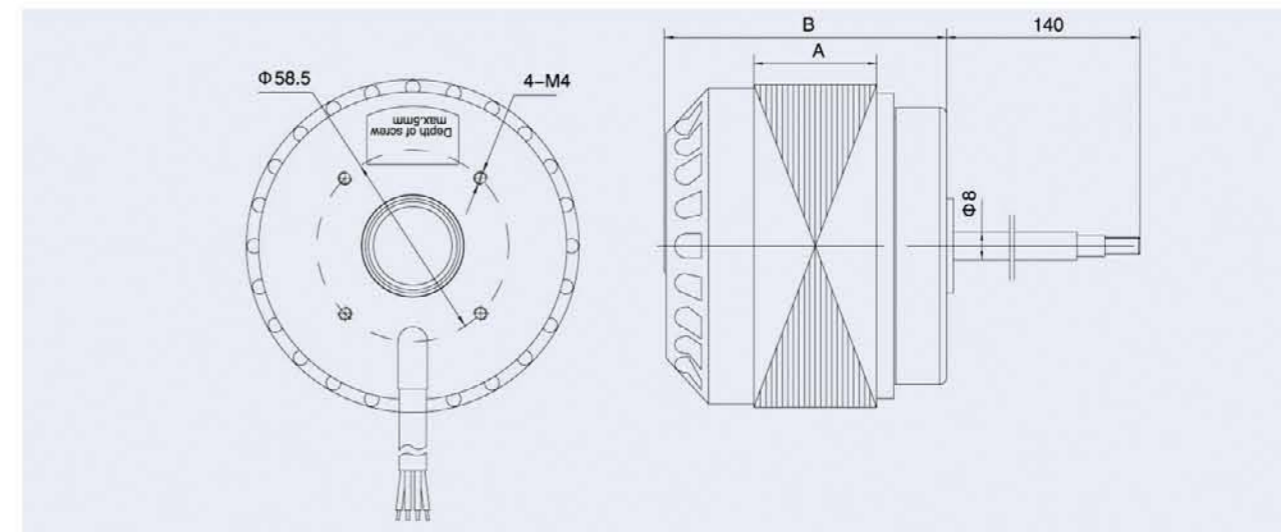
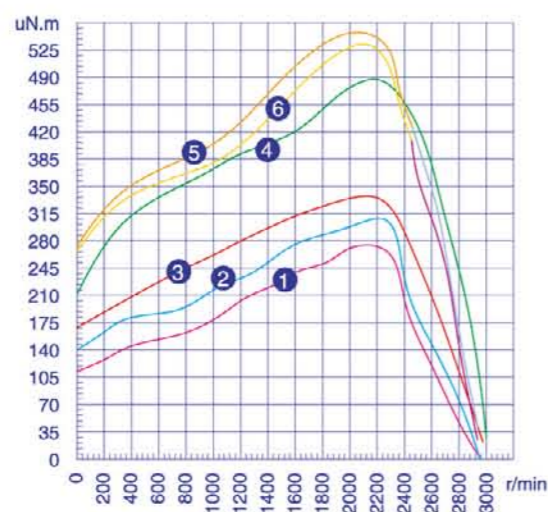


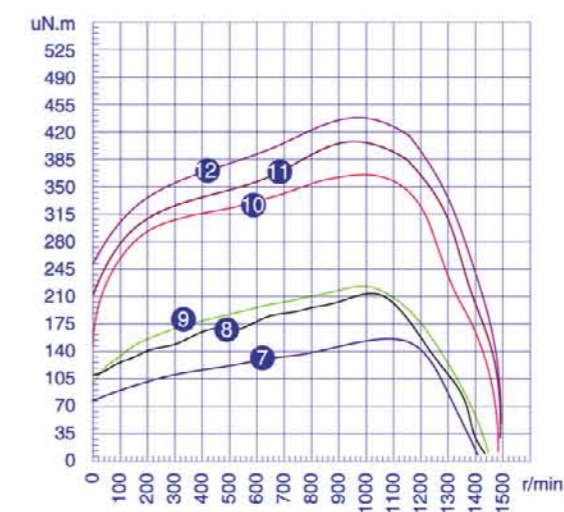
Image	Image	VOLTAGE 额定电压 V	FREQUENCY 频率 Hz	CURRENT 额定电流 A	INPUT 输入功率 W	SPEED 额定转速 r/min	CAPACITANCE 电容 μF	NOISE 噪音 dBA	SIZE 尺寸 mm		NO.ON THE CURVE
									A	B	
		220	50	0.26	55	2300	2	50	15	65	①
		220	50	0.33	70	2500	2	50	20	70	②
		220	50	0.40	80	2400	3	52	25	75	③
		220	50	0.66	145	2300	4	55	35	85	④
		220	50	0.69	150	2600	5	58	42	92	⑤
		220	50	0.73	160	2600	5	58	45	95	⑥

Image	Image	VOLTAGE 额定电压 V	FREQUENCY 频率 Hz	CURRENT 额定电流 A	INPUT 输入功率 W	SPEED 额定转速 r/min	CAPACITANCE 电容 μF	NOISE 噪音 dBA	SIZE 尺寸 mm		NO.ON THE CURVE
									A	B	
		220	50	0.21	40	1400	1.5	48	15	65	①
		220	50	0.30	60	1300	2	48	20	70	②
		220	50	0.32	50	1380	2	50	25	75	③
		220	50	0.42	85	1350	3	50	35	85	④
		220	50	0.60	130	1350	5	52	42	92	⑤
		220	50	0.65	140	1350	5	52	45	95	⑥

Torque(50Hz)



Torque(50Hz)



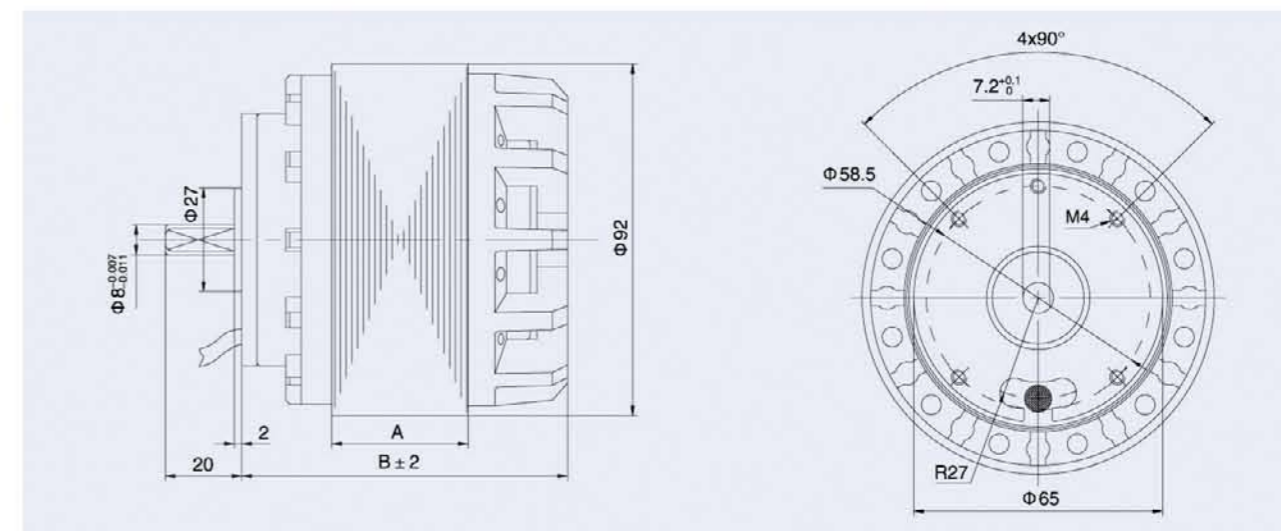
YWF-K92 外转子电机 External rotor Motors



MODEL	A	B
YWF-K92-*E-15	15	66
YWF-K92-*E-25	25	75
YWF-K92-*E-35	35	85
YWF-K92-*E-42	42	92

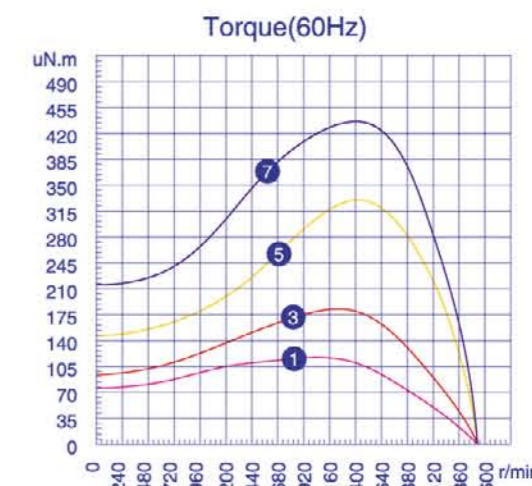
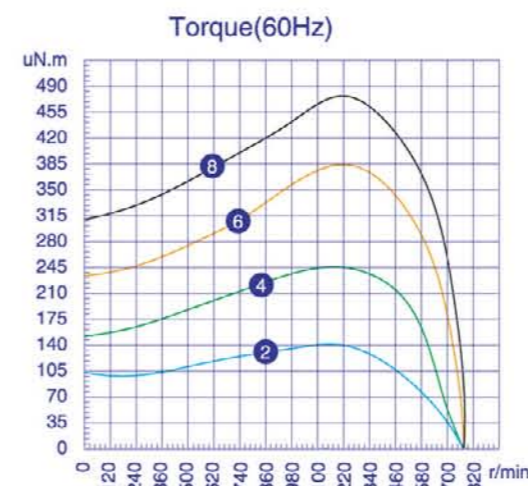
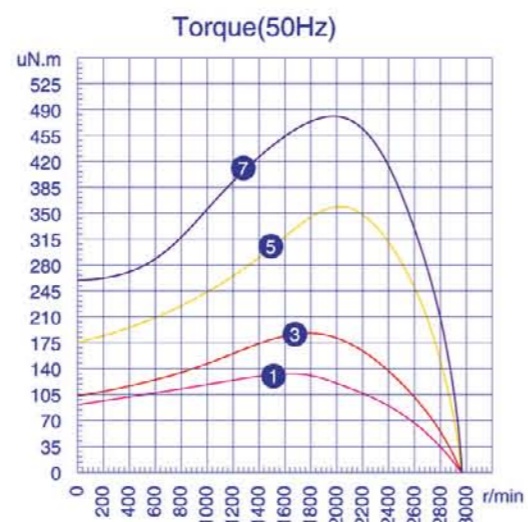
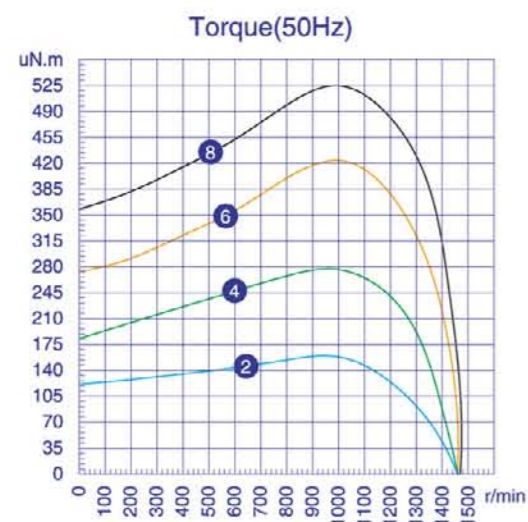
使用说明:

工作方式: S1
 绝缘等级: B级 F级
 环境温度: -30°C ~ 60°C



TYPE 型号	VOLTAGE 额定电压 V	FREQUENCY 频率 Hz	CURRENT 额定电流 A	INPUT 输入功率 W	SPEED 额定转速 r/min	CAPACITANCE 电容 μF	NET WEIGHT 净重 kg	NO.ON THE CURVE
YWF-K92-2E-15	220	50	0.26	55	2300	2	1.0	①
YWF-K92-4E-15	220	50	0.21	40	1400	1.5	1.0	②
YWF-K92-2E-25	220	50	0.40	80	2400	3	1.5	③
YWF-K92-4E-25	220	50	0.23	50	1380	2	1.5	④
YWF-K92-2E-35	220	50	0.66	145	2300	4	2.0	⑤
YWF-K92-4E-35	220	50	0.42	85	1350	3	2.0	⑥
YWF-K92-2E-42	220	50	0.95	215	2500	6	2.2	⑦
YWF-K92-4E-42	220	50	0.60	130	1350	5	2.2	⑧

TYPE 型号	VOLTAGE 额定电压 V	FREQUENCY 频率 Hz	CURRENT 额定电流 A	INPUT 输入功率 W	SPEED 额定转速 r/min	CAPACITANCE 电容 μF	NET WEIGHT 净重 kg	NO.ON THE CURVE
YWF-K92-2E-15	120	60	0.65	75	2500	8	1.0	①
YWF-K92-4E-15	120	60	0.31	40	1700	5	1.0	②
YWF-K92-2E-25	120	60	0.95	120	2850	10	1.5	③
YWF-K92-4E-25	120	60	0.55	65	1600	8	1.5	④
YWF-K92-2E-35	120	60	1.76	210	2500	16	2.0	⑤
YWF-K92-4E-35	120	60	0.85	95	1550	10	2.0	⑥
YWF-K92-2E-42	120	60	2.0	235	2600	24	2.2	⑦
YWF-K92-4E-42	120	60	1.20	140	1500	20	2.2	⑧



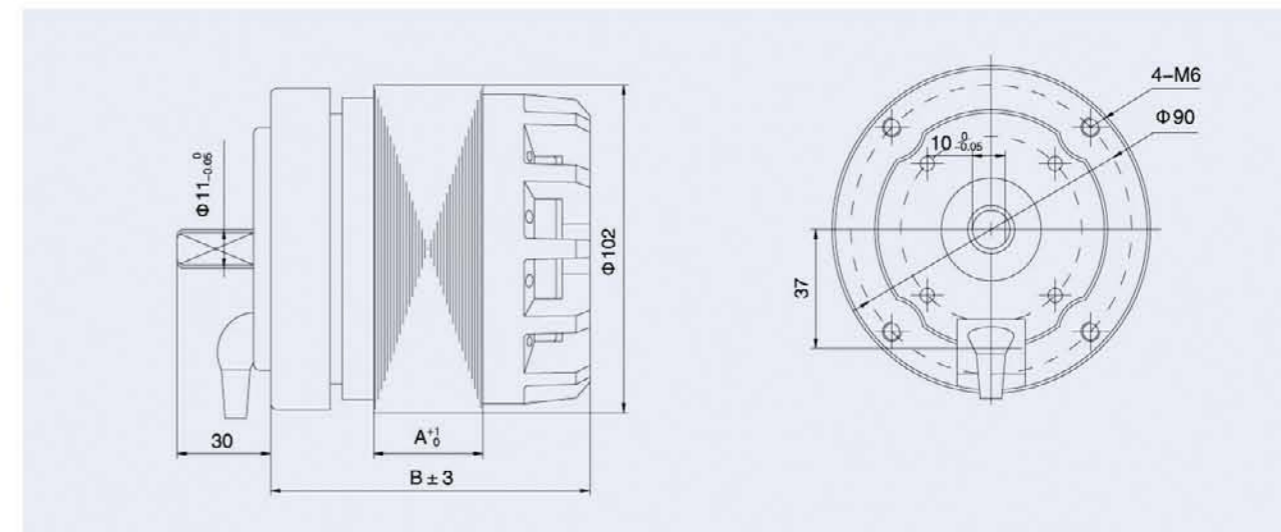
YWF-K102 外转子电机 External rotor Motors



MODEL	A	B
YWF-K102-*E-34	34	104
YWF-K102-*E-47	47	117
YWF-K102-*E-60	60	129

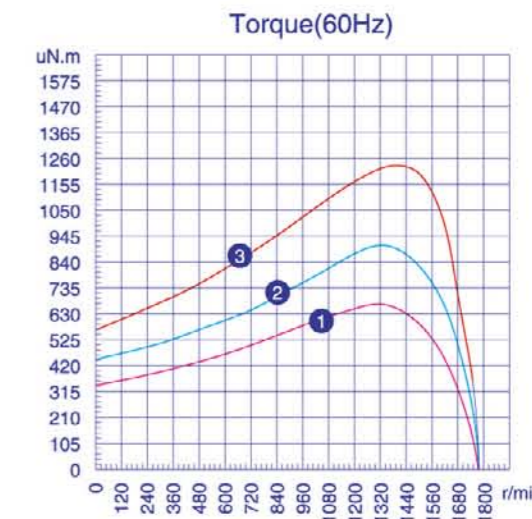
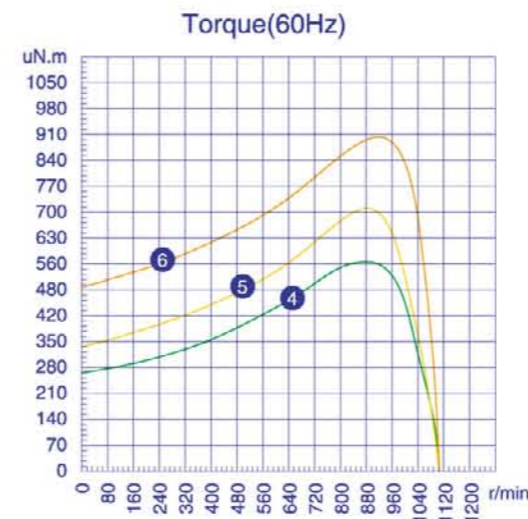
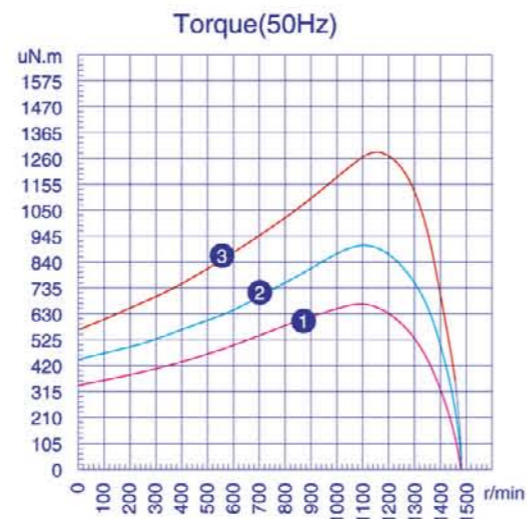
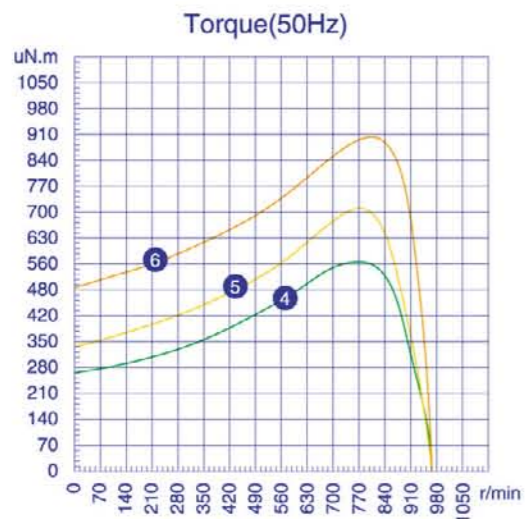
使用说明:


工作方式: S1
 绝缘等级: B级 F级
 环境温度: -30°C ~ 60°C



TYPE 型号	VOLTAGE 额定电压 V	FREQUENCY 频率 Hz	CURRENT 额定电流 A	INPUT 输入功率 W	SPEED 额定转速 r/min	CAPACITANCE 电容 μF	NET WEIGHT 净重 kg	NO.ON THE CURVE
YWF-K102-4E-34	220	50	0.65	140	1380	4	2.5	①
YWF-K102-4E-47	220	50	0.82	180	1380	6	3.5	②
YWF-K102-4E-60	220	50	1.20	250	1350	8	4.5	③
YWF-K102-6E-34	220	50	0.40	80	920	3	2.5	④
YWF-K102-6E-47	220	50	0.50	108	920	4	3.5	⑤
YWF-K102-6E-60	220	50	0.75	150	920	6	4.5	⑥

TYPE 型号	VOLTAGE 额定电压 V	FREQUENCY 频率 Hz	CURRENT 额定电流 A	INPUT 输入功率 W	SPEED 额定转速 r/min	CAPACITANCE 电容 μF	NET WEIGHT 净重 kg	NO.ON THE CURVE
YWF-K102-4E-34	120	60	1.65	180	1600	16	2.5	①
YWF-K102-4E-47	120	60	2.35	250	1600	22	3.5	②
YWF-K102-4E-60	120	60	2.55	300	1600	32	4.5	③
YWF-K102-6E-34	120	60	0.68	80	1080	8	2.5	④
YWF-K102-6E-47	120	60	1.20	135	960	12	3.5	⑤
YWF-K102-6E-60	120	60	1.52	180	1050	20	4.5	⑥





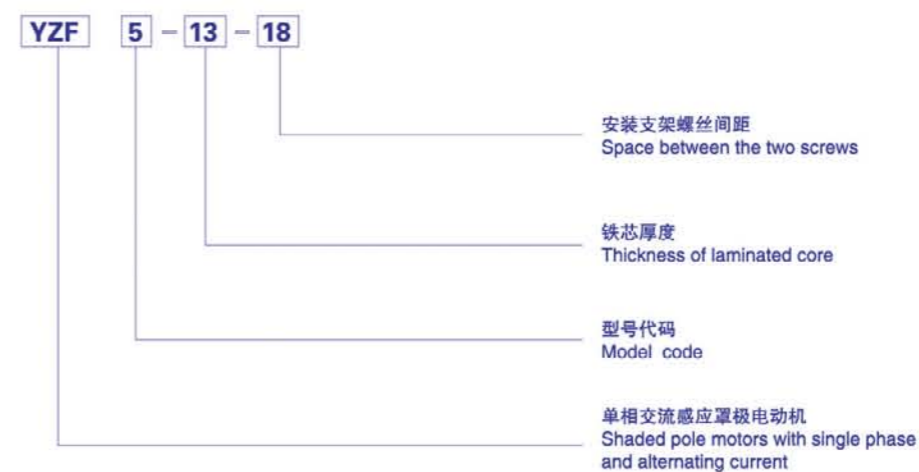
YZF Shaded Pole Motors

YZF系列产品概述 YZF Summarize of products

- YZF系列电机为单相、4极的罩极式电动机，额定电压为220~240V，50/60Hz或110~120V,60Hz。广泛应用在散热器、蒸发器制冷设备。
- 电机的输出功率范围从2W到34W，通过改变铁芯厚度和绕线参数来调整电机的输出功率。
- 电机的绝缘等级为B级，防护等级为IP42。可根据客户要求生产防护等级为IP44的电机。
- 输出功率在10W以下的电动机采用阻抗保护，输出功率大于10W采用热保护器，热保护器的断开温度为125℃±5℃、135℃±5℃或150℃±5℃。
- 适用温度为-30℃~50℃。
- 由于我厂生产的标准电机是采用含油轴承，所以工厂建议采用水平方式安装电机，同时我们也可根据客户要求生产滚动轴承电机。
- 电机平均使用寿命为20000小时以上。
- 大部分的电机通过CE、VDE、UL、CCC认证。
- 电机使用前，必须将电机接地线与外部接地装置有效连接。

- YZF series motors are shaded pole motors with single phase, 4 shaded poles and running at rated voltage of 220~240V, 50/60Hz or 110~120V, 60Hz. They are widely used in the radiator, evaporator and other refrigeration equipment.
- The output power is from 2W to 34W, Which is relative to the stack length and coil parameters.
- The insulation class of motors is B,and the protection class of that is IP42. On request IP44 is available.
- The motor, which output power less than 10W are impedance protection and the motors, which output is bigger than 10W, are thermal protected. The thermal protetor's is 125℃±5℃,135℃±5℃ or 150℃±5℃.
- The applicable ambient temperatuer is from -30℃~50℃.
- Because our standard motors adopt sleeve bearing. we suggest installing these motors horizomtally. On request motors can be furnished with ball bearings.
- The average service life of motors is over 20000 hours.
- Most of shaded pole motors passed CE VDE UL and CCC approval.
- Before operating the motor, make sure to put the earth wire of the motor connected with the external grounding device.

型号说明 Illustration of model



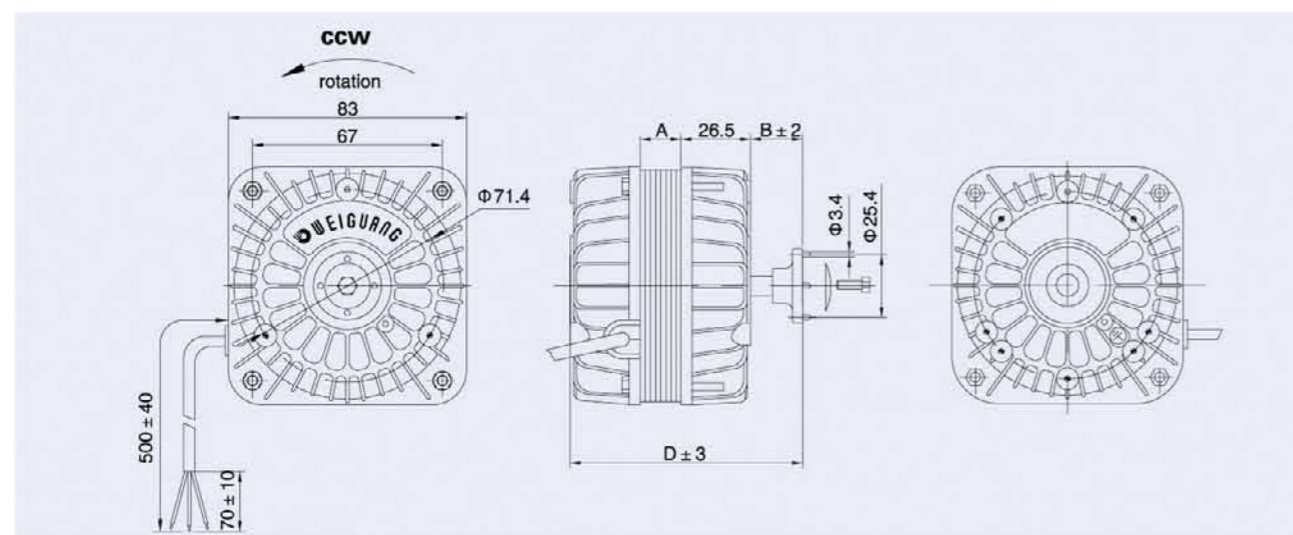
YZF00 罩极电机 Shaded Pole Motors



使用说明:

工作方式: S1
 防护等级: IP42
 绝缘等级: B级
 环境温度: -30°C ~ 50°C

TYPE 型号	VOLTAGE 额定电压 V	FREQUENCY 额定频率 Hz	RATED INPUT 额定功率 W	OUT PUT 输出功率 W	RATED CURRENT 额定电流 A	RATED SPEED 额定转速 r/min	AIR VOLUME 额定风量 m³/h	FAN BLADE 风叶型号 mm	NET WEIGHT 净重 kg	A mm	B mm	C mm	D mm	LICENSE 证书
YZF2-13-00	220-240	50/60	20	2	0.14	1300	205	Φ172	0.8	13	12	-	78	CE VDE CCC
YZF5-13-00	220-240	50/60	29	5	0.20	1300	455	Φ200	0.8	13	12	-	78	CE VDE CCC
YZF6-13-00	110-120	60	33	6	0.55	1550	510							UL
YZF7-20-00	220-240	50/60	31	7	0.23	1300	640	Φ230	1.1	19	12.5	-	84.5	CE VDE CCC
YZF10-20-00	220-240	50/60	36	10	0.25	1300	650	Φ230	1.1	19	12.5	-	84.5	CE VDE CCC
	110-120	60	55	10	0.80	1550	800							UL
YZF12-20-00	220-240	50/60	54	12	0.36	1300	690	Φ230	1.1	19	12.5	-	84.5	CE VDE CCC
YZF16-25-00	220-240	50/60	60	16	0.45	1300	760	Φ254	1.4	25	14	-	92	CE VDE CCC
YZF18-25-00	110-120	60	70	18	1.01	1550	940							UL
YZF18-30-00	220-240	50/60	70	18	0.50	1300	1000	Φ254	1.5	30	17.5	-	100.5	CE VDE CCC
	110-120	60	75	18	1.10	1450								UL
YZF25-40-00	220-240	50/60	90	25	0.70	1300	1030	Φ300	1.8	40	18.5	-	111.5	CE VDE CCC
	110-120	60	100	25	1.40	1450								UL
YZF34-45-00	220-240	50/60	110	34	0.85	1300	1210	Φ300	2.0	45	22.5	-	120.5	CE VDE CCC
	110-120	60	110	34	1.50	1450								UL



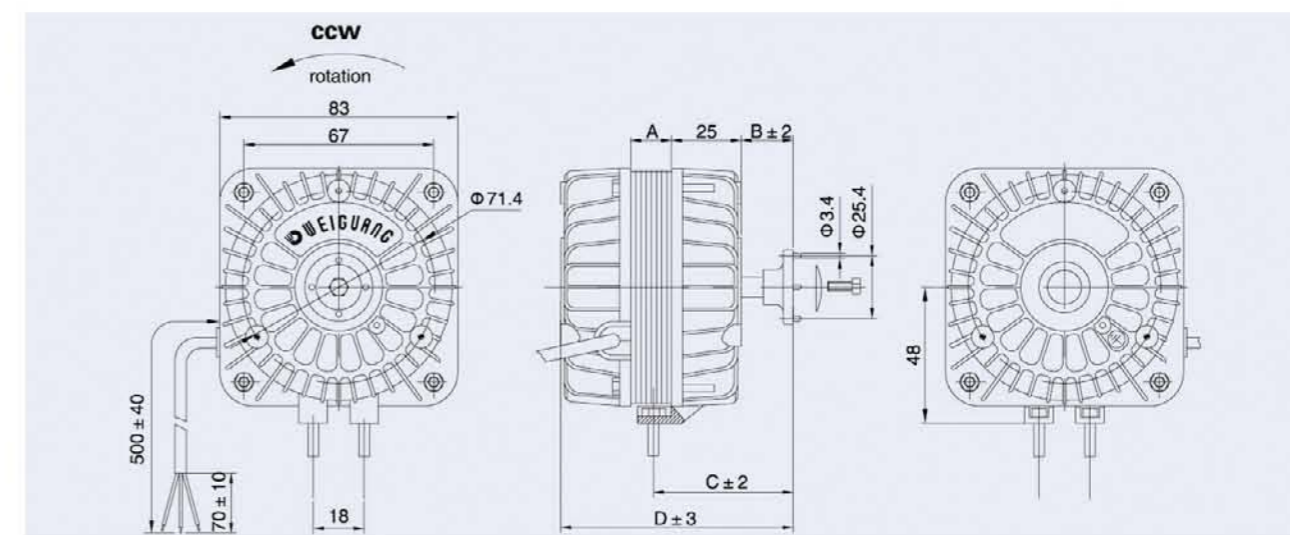
YZF18 罩极电机 Shaded Pole Motors



使用说明:

工作方式: S1
 防护等级: IP42
 绝缘等级: B级
 环境温度: -30°C ~ 50°C

TYPE 型号	VOLTAGE 额定电压 V	FREQUENCY 频率 Hz	RATED INPUT 额定功率 W	OUT PUT 输出功率 W	RATED CURRENT 额定电流 A	RATED SPEED 额定转速 r/min	AIR VOLUME 额定风量 m³/h	FAN BLADE 风叶型号 mm	NET WEIGHT 净重 kg	A mm	B mm	C mm	D mm	LICENSE 证书
YZF2-13-18	220-240	50/60	20	2	0.14	1300	205	Φ172	0.8	13	13.5	43	78	CE VDE CCC
YZF5-13-18	220-240	50/60	29	5	0.20	1300	455	Φ200	0.8	13	13.5	43	78	CE VDE CCC
YZF6-13-18	110-120	60	33	6	0.55	1550	510							UL
YZF7-20-18	220-240	50/60	31	7	0.23	1300	640	Φ230	1.1	19	14	43.5	84.5	CE VDE CCC
YZF10-20-18	220-240	50/60	36	10	0.25	1300	650	Φ230	1.1	19	14	43.5	84.5	CE VDE CCC
	110-120	60	55	10	0.80	1550	800							UL
YZF12-20-18	220-240	50/60	54	12	0.36	1300	690	Φ230	1.1	19	14	43.5	84.5	CE VDE CCC
YZF16-25-18	220-240	50/60	60	16	0.45	1300	760	Φ254	1.4	25	15.5	45	92	CE VDE CCC
YZF18-25-18	110-120	60	70	18	1.01	1550	940							UL



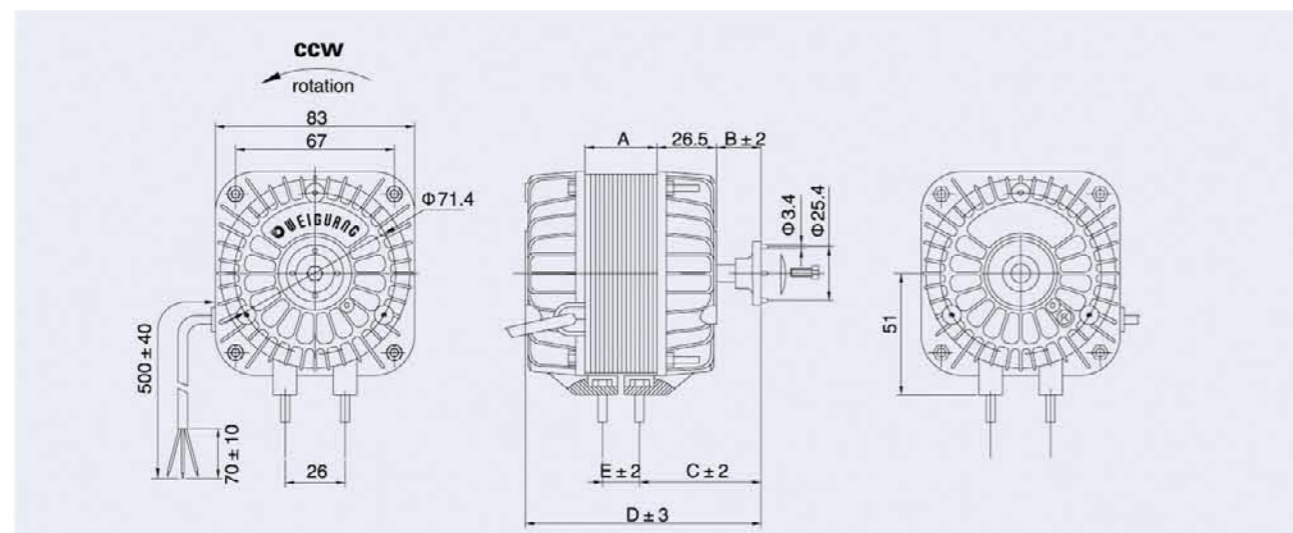
YZF26 罩极电机 Shaded Pole Motors



使用说明:

工作方式: S1
防护等级: IP42
绝缘等级: B级
环境温度: -30°C ~ 50°C

TYPE 型号	VOLTAGE 额定电压 V	FREQUENCY 频率 Hz	RATED INPUT 额定功率 W	OUT PUT 输出功率 W	RATED CURRENT 额定电流 A	RATED SPEED 额定转速 r/min	AIR VOLUME 额定风量 m³/h	FAN BLADE 风叶型号 mm	NET WEIGHT 净重 kg	A	B	C	D	E	LICENSE 证书
YZF2-13-26	220-240	50/60	20	2	0.14	1300	205	Φ172	0.8	13	13.5	43	78	-	CE VDE CCC
YZF5-13-26	220-240	50/60	29	5	0.20	1300	455	Φ200	0.8	13	13.5	43	78	-	CE VDE CCC
YZF6-13-26	110-120	60	33	6	0.55	1550	510								UL
YZF7-20-26	220-240	50/60	31	7	0.23	1300	640	Φ230	1.1	19	14	43.5	84.5	-	CE VDE CCC
YZF10-20-26	220-240	50/60	36	10	0.25	1300	650	Φ230	1.1	19	14	43.5	84.5	-	CE VDE CCC
	110-120	60	55	10	0.80	1550	800								UL
YZF12-20-26	220-240	50/60	54	12	0.36	1300	690	Φ230	1.1	19	14	43.5	84.5	-	CE VDE CCC
YZF16-25-26	220-240	50/60	60	16	0.45	1300	760	Φ254	1.4	25	15.5	45	92	-	CE VDE CCC
YZF18-25-26	110-120	60	70	18	1.01	1550	940								UL
YZF18-30-26	220-240	50/60	70	18	0.50	1300	1000	Φ254	1.5	30	17.5	48.5	100.5	21	CE VDE CCC
	110-120	60	75	18	1.10	1450									UL
YZF25-40-26	220-240	50/60	90	25	0.70	1300	1030	Φ300	1.8	40	18.5	49.5	111.5	31	CE VDE CCC
	110-120	60	100	25	1.40	1450									UL
YZF34-45-26	220-240	50/60	110	34	0.85	1300	1210	Φ300	2.0	45	22.5	53.5	120.5	36	CE VDE CCC
	110-120	60	110	34	1.50	1450									UL



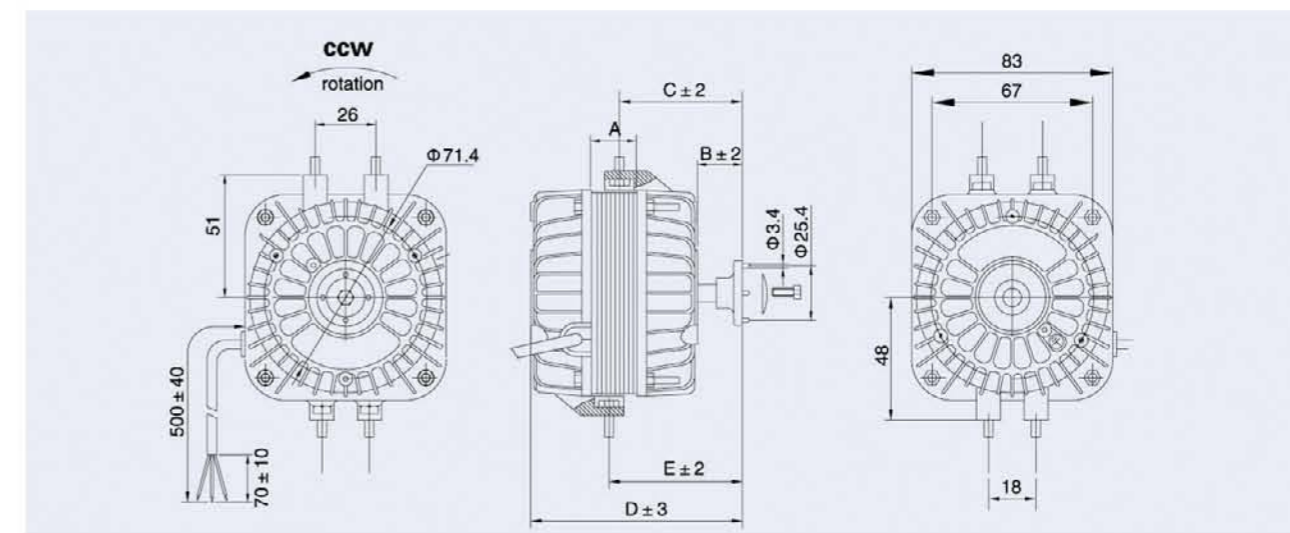
YZF18/26 罩极电机 Shaded Pole Motors



使用说明:

工作方式: S1
防护等级: IP42
绝缘等级: B级
环境温度: -30°C ~ 50°C

TYPE 型号	VOLTAGE 额定电压 V	FREQUENCY 频率 Hz	RATED INPUT 额定功率 W	OUT PUT 输出功率 W	RATED CURRENT 额定电流 A	RATED SPEED 额定转速 r/min	AIR VOLUME 额定风量 m³/h	FAN BLADE 风叶型号 mm	NET WEIGHT 净重 kg	A	B	C	D	E	LICENSE 证书
YZF2-13-18/26	220-240	50/60	20	2	0.14	1300	205	Φ172	0.8	13	15	46	83	45	CE VDE CCC
YZF5-13-18/26	220-240	50/60	29	5	0.20	1300	455	Φ200	0.8	13	15	46	83	45	CE VDE CCC
YZF6-13-18/26	110-120	60	33	6	0.55	1550	510								UL
YZF7-20-18/26	220-240	50/60	31	7	0.23	1300	640	Φ230	1.1	19	15	46	89	51	CE VDE CCC
YZF10-20-18/26	220-240	50/60	36	10	0.25	1300	650	Φ230	1.1	19	15	46	89	51	CE VDE CCC
	110-120	60	55	10	0.80	1550	800								UL
YZF12-20-18/26	220-240	50/60	54	12	0.36	1300	690	Φ230	1.1	19	15	46	89	51	CE VDE CCC
YZF16-25-18/26	220-240	50/60	60	16	0.45	1300	760	Φ254	1.4	25	14	45	94	56	CE VDE CCC
YZF18-25-18/26	110-120	60	70	18	1.01	1550	940								UL
YZF18-30-18/26	220-240	50/60	70	18	0.50	1300	1000	Φ254	1.5	30	17.5	48.5	102.5	64.5	CE VDE CCC
	110-120	60	75	18	1.10	1450									UL
YZF25-40-18/26	220-240	50/60	90	25	0.70	1300	1030	Φ300	1.8	40	18.5	49.5	113.5	75.5	CE VDE CCC
	110-120	60	100	25	1.40	1450									UL
YZF34-45-18/26	220-240	50/60	110	34	0.85	1300	1210	Φ300	2.0	45	22.5	53.5	122.5	84.5	CE VDE CCC
	110-120	60	110	34	1.50	1450									UL



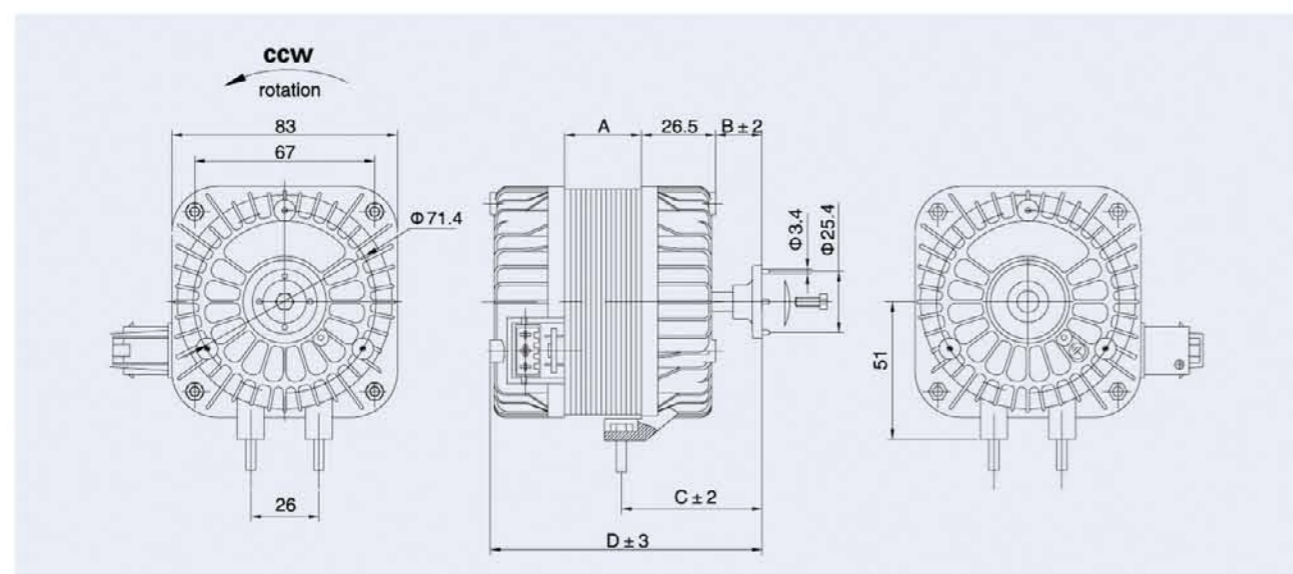
YZF 带端子电机 With Pin Terminal Motors



使用说明:

工作方式: S1
绝缘等级: B级
环境温度: -30°C ~ 50°C

TYPE 型号	VOLTAGE 额定电压 V	FREQUENCY 频率 Hz	RATED INPUT 额定功率 W	OUTPUT 输出功率 W	RATED CURRENT 额定电流 A	RATED SPEED 额定转速 r/min	AIR VOLUME 额定风量 m³/h	FAN BLADE 风叶型号 mm	NET WEIGHT 净重 kg	A	B	C	D	LICENSE 证书
YZF2-13-P	220-240	50/60	20	2	0.14	1300	205	Φ172	0.8	13	12	43	78	CE VDE
YZF5-13-P	220-240	50/60	29	5	0.20	1300	455	Φ200	0.8	13	12	43	78	CE VDE
YZF7-20-P	220-240	50/60	31	7	0.23	1300	640	Φ230	1.1	19	12.5	43.5	84.5	CE VDE
YZF10-20-P	220-240	50/60	36	10	0.25	1300	650	Φ230	1.1	19	12.5	43.5	84.5	CE VDE
YZF12-20-P	220-240	50/60	54	12	0.36	1300	690	Φ230	1.1	19	12.5	43.5	84.5	CE VDE
YZF16-25-P	220-240	50/60	60	16	0.45	1300	760	Φ254	1.4	25	14	45	92	CE VDE
YZF18-30-P	220-240	50/60	70	18	0.50	1300	1000	Φ254	1.5	30	17.5	48.5	100.5	CE VDE
YZF25-40-P	220-240	50/60	90	25	0.70	1300	1030	Φ300	1.8	40	18.5	49.5	111.5	CE VDE
YZF34-45-P	220-240	50/60	110	34	0.85	1300	1210	Φ300	2.0	45	22.5	53.5	120.5	CE VDE



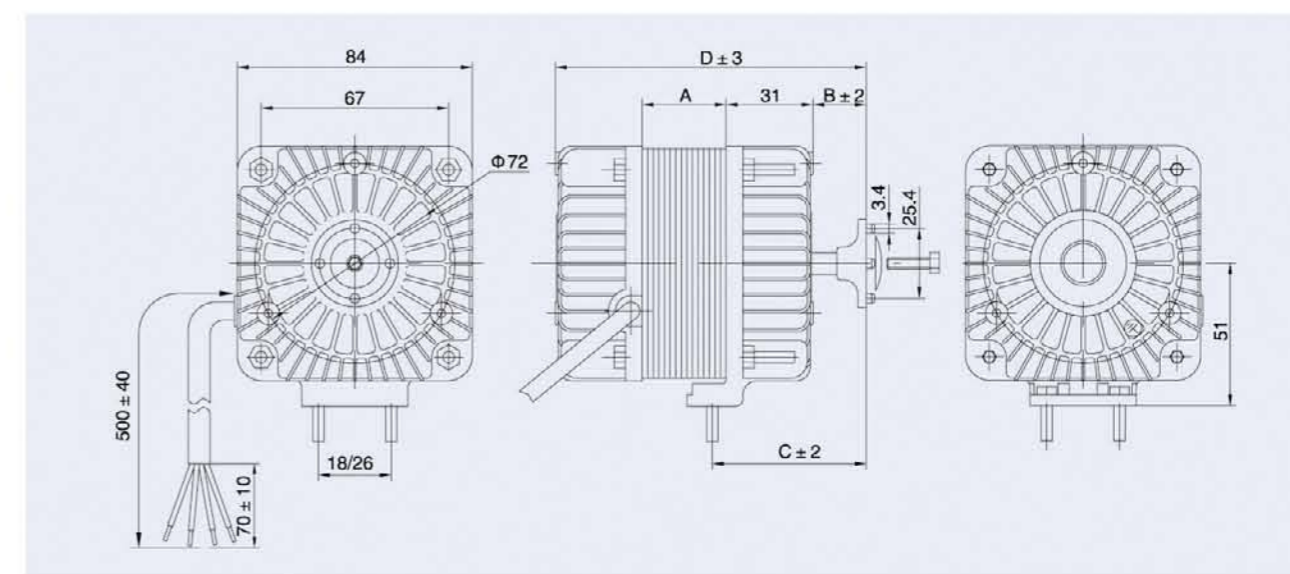
YCF 电容电机 Capacitance Motors



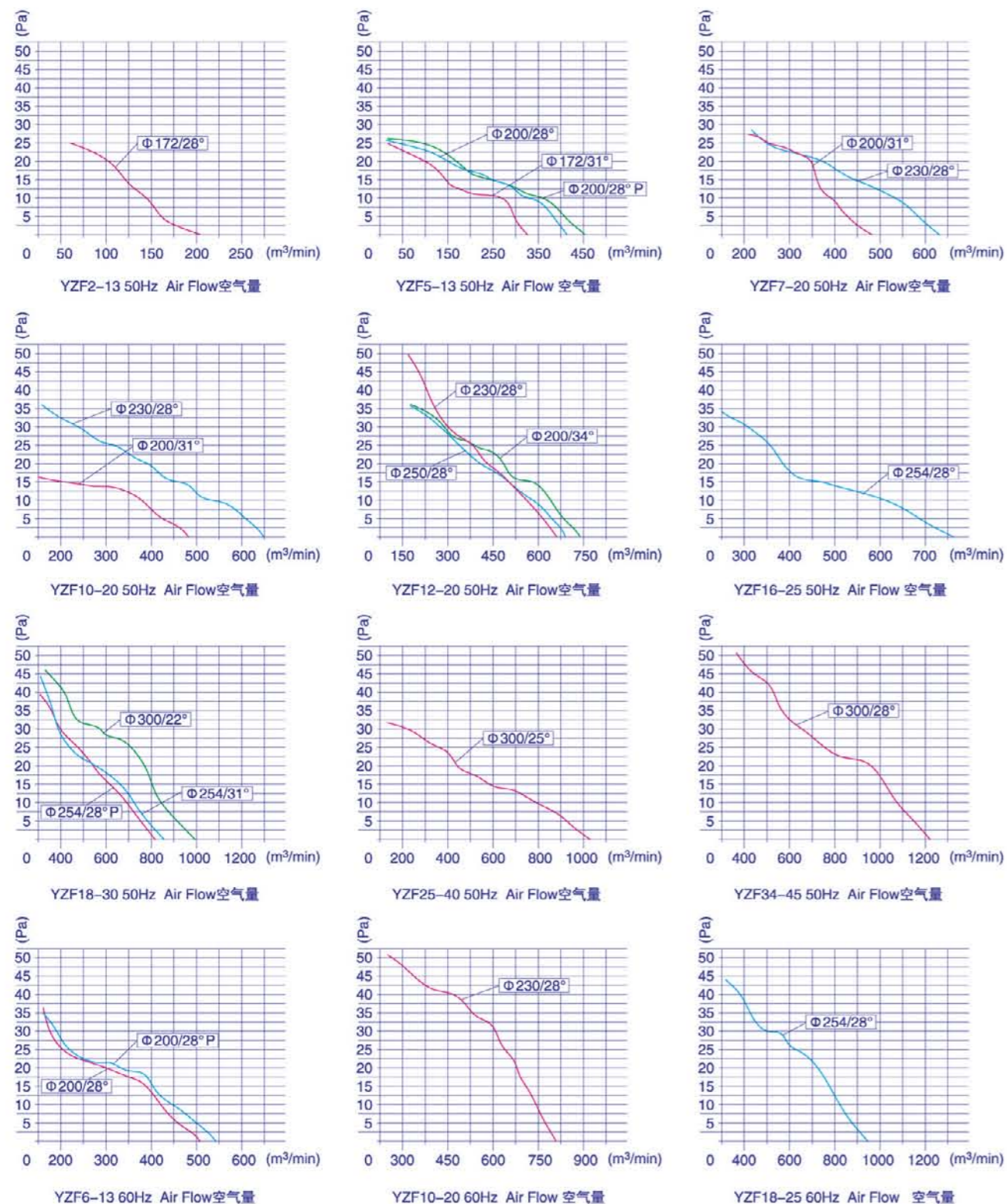
使用说明:

工作方式: S1
防护等级: IP42
绝缘等级: B级
环境温度: -30°C ~ 50°C

TYPE 型号	VOLTAGE 额定电压 V	FREQUENCY 频率 Hz	RATED INPUT 额定功率 W	OUTPUT 输出功率 W	RATED CURRENT 额定电流 A	RATED SPEED 额定转速 r/min	AIR VOLUME 额定风量 m³/h	CAPACITANCE 电容型号 μF	FAN BLADE 风叶型号 mm	NET WEIGHT 净重 kg	A	B	C	D
YCF10-13-4	230	50	40	15	0.20	1300	900	1	Φ230	0.8	13	12	43	78
YCF20-20-2	230	50	55	20	0.28	2500	650	2	Φ200	1.2	20	17	52.5	99
YCF20-20-4	230	50	50	20	0.25	1300	1000	1.5	Φ254	1.2	20	17	52.5	99
YCF40-25-2	230	50	110	40	0.50	2500	750	3	Φ230	1.4	25	17	52.5	104
YCF30-30-2	230	50	100	30	0.50	2500	880	3	Φ250	1.6	30	17	52.5	109
YCF30-30-4	230	50	75	30	0.35	1300	1400	2	Φ300	1.6	30	17	52.5	109
YCF80-50-2	230	50	180	80	0.70	2500	1600	5	Φ254	2.5	50	15	50.5	127
YCF60-50-4	230	50	120	60	0.55	1300	2200	3	Φ350	2.5	50	28	63.5	140



YZF 风量曲线 Air Flow



ECM 电子整流直流无刷电机 Electronically Commutated Motor



型号说明 Illustration of model



● 该电机作为YZF系列罩极电机的一种换代产品，采用EC技术，使之成为一种高效节能产品，它的工作效率在60%左右，比罩极电机的效率提高2倍以上，在输出不变的情况下，输入功率减少了70%左右，有效的节约了电能和减少了二氧化碳排放。

● ECM series motor, which is the updated YZF series shaded pole motor, has electronic commutator technology. It is a high efficient energy-saved products. The efficiency rate is up to 60%, which is triple compared with shaded pole motor. On the basis of the same output power, the input power will reduced 70%, which can save the energy and reduce the emission of CO2 effectively.

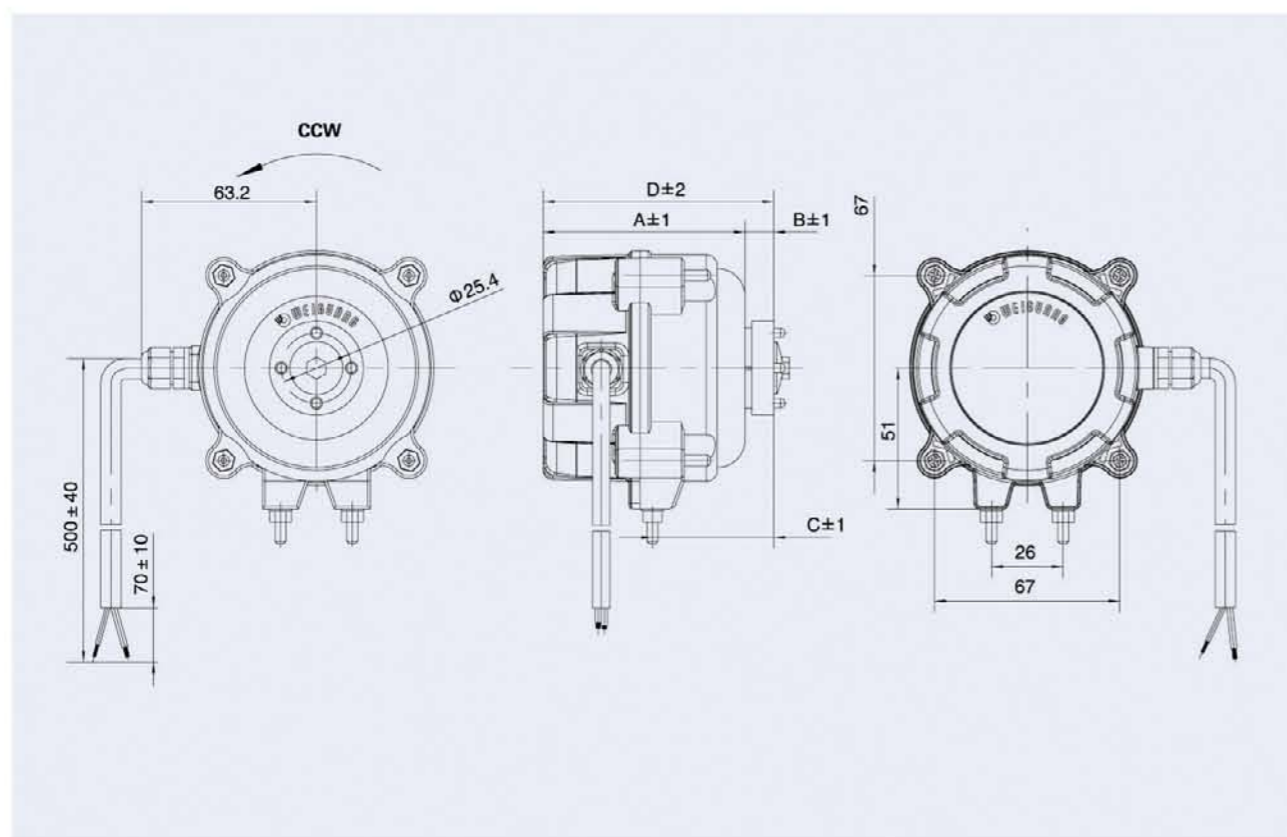
产品主要特点:

- 安装方式与原有YZF系列电机相同，方便直接替代。广泛用于冷柜，展示柜，冰箱等产品；
- 采用环保材料，符合RoHS指令的环保要求；
- 电机使用免维护静音滚珠轴承，从而大大提高了电机的使用寿命。
- 电机控制系统采用过流，过压，欠压保护装置，以确保电机运行的安全性和稳定性。
- 适用温度为-30℃~50℃。

The characteristics of the products

- The mounting type is the same with traditional YZF series motors, which is easy to replace. It is widely used in cooler, cabinet, refrigerator, and other similar products;
- All the materials are conformed to the RoHS Direction;
- The motor has maintenance-free low-noisy ball bearing, which extend the life of the motor;
- The motor has over-current, over-voltage, and under-voltage protection system, which keep the safety and stability of the motor.
- The applicable ambient temperature is from -30℃~50℃.

ECM 电子整流直流无刷电机 Electronically Commutated Motor



ECM 电子整流直流无刷电机 Electronically Commutated Motor

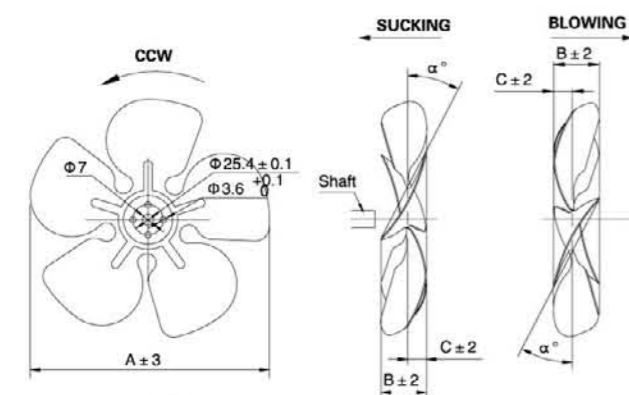
TYPE 型号	VOLTAGE 额定电压 V	FREQUENCY 频率 Hz	RATED INPUT 额定功率 W	SPEED 额定转速 r/min	NET WEIGHT 净重 kg	A mm	B mm	C mm	D mm	LICENSE 许可证
ECM7108	230	50/60	2.5~7.5	1300	0.5	73	10.4	44	83.4	CCC CE
	115	50/60	2.5~7.5	1550	0.5	73	10.4	44	83.4	CCC CE
ECM7112	230	50/60	2.5~23.5	1300	0.6	77	10.4	44	87.4	CCC CE
	115	50/60	2.5~23.5	1550	0.6	77	10.4	44	87.4	CCC CE

转速1300r/min时不同负载下的功耗: Energy Consumption Under Different Load in 1300r/min

TYPE	ECM7108	ECM7112	ECM7108	ECM7112	ECM7108	ECM7112	ECM7108	ECM7112	ECM7108	ECM7112	
ANGLE	22°		25°		28°		31°		34°		
BLADE	INPUT(W)										
Φ154	2.5	-	2.6	-	3.2	-	3.6	-	4.1	-	
Φ172	3.3	-	3.6	-	4.2	-	5.1	4.8	6.0	5.6	
Φ200	4.8	4.4	5.8	5.2	6.5	5.3	-	7.1	-	7.8	
Φ230	-	9.7	-	12	-	14.8	-	17.5	-	20	
Φ254	-	15.1	-	18.5	-	23.5	-	-	-	-	

- 特殊转速要求, 例如1800r/min, 可按客户要求定制。请与销售人员联系。
- Different motor speed, for example 1800r/min, could be specialized made for customer. Please contact our sales service for further information.

FAN BLADE 风机叶片 Shaded Pole motors' Accessories

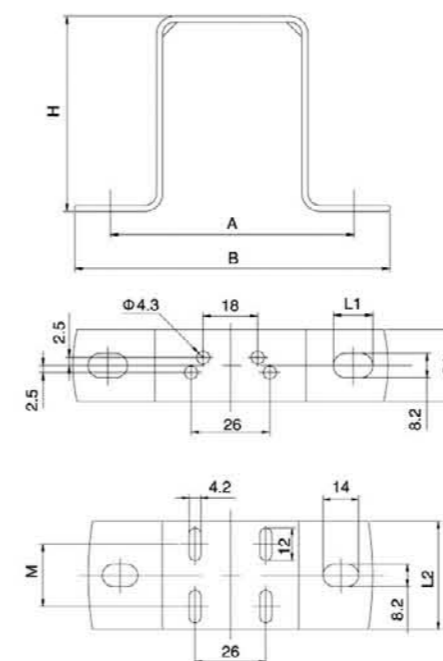


FAN TYPE	A	B	C	19°		22°		25°		28°		31°		34°	
				B	C	B	C	B	C	B	C	B	C	B	C
Φ154	154	23	12	26	13	29	15	32	17	36	18	39	21		
Φ172	172	25	13	28	14	31	16	34	17	38	18	41	21		
Φ200	198	27	14	30	15	33	17	36	19	40	21	43	24		
Φ230	230	30	15	33	16	36	19	39	21	42	20	45	23		
Φ250	248	31	15	34	16	37	19	40	20	43	21	45	22		
Φ254	254	32	15	35	16	38	18	41	21	44	22	47	23		
Φ300	298	31	16	35	17	41	22	44	22	48	25	52	27		



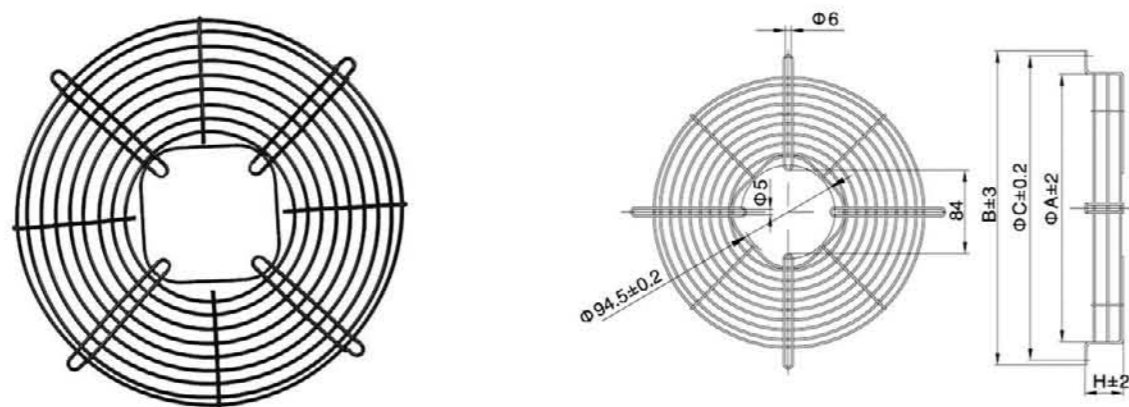
TYPE	YZF2-13		YZF5-13		YZF7-20		YZF10-20		YZF12-20		YZF16-25		YZF18-30		YZF25-40		YZF34-45	
	FAN	α	50Hz	60Hz	50Hz	60Hz	50Hz	60Hz	50Hz	60Hz	50Hz	60Hz	50Hz	60Hz	50Hz	60Hz	50Hz	60Hz
Φ154	28	28																
Φ172	28	28	31	31														
Φ200			28	28	31	31	31	31										
Φ230					28	28	28	28	34	31								
Φ250							22	22	28	28	28	28						
Φ254									28	25	31	28						
Φ300											22	22	25	22	28	25		

BRACKET 支架 Shaded Pole motors' Accessories



TYPE	H	A	B	L1	L2	M
H39	39	78	100	14	-	-
H55	55	81	106	13	-	-
H72	72	81	106	13	-	-
H84	84	81	106	20	-	-
H109-1	109	81	106	14	-	-
H109-2	109	78	100	14	39	21
H109-3	109	78	100	14	49	29

GRID 罩极电机配套网罩 Shaded Pole motors' Accessories



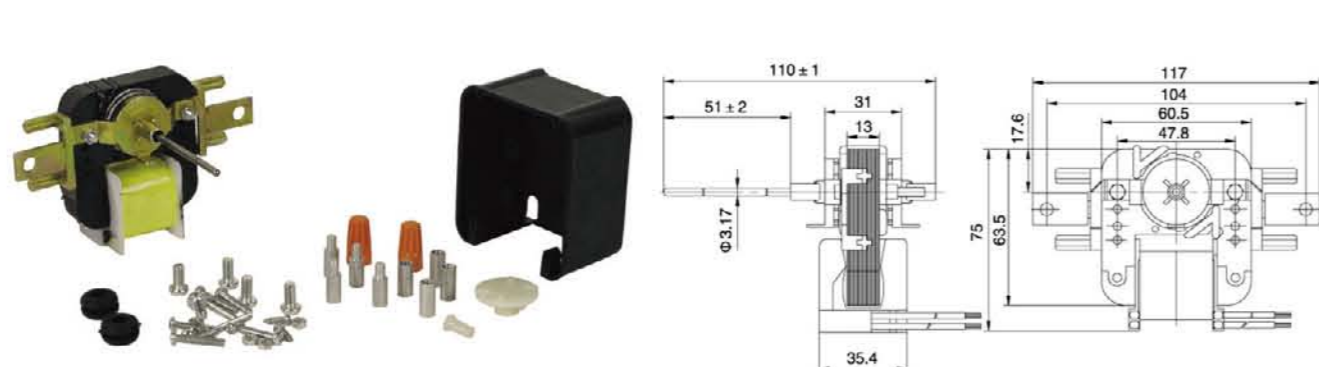
TYPE	Φ154	Φ172	Φ200	Φ230	Φ254	Φ300
A	170	188	214	246	270	324
B	202	220	248	278	302	356
C	190	208	236	266	290	344
H	11	11	25	27	17	17

RING 法兰 Shaded Pole motors' Accessories

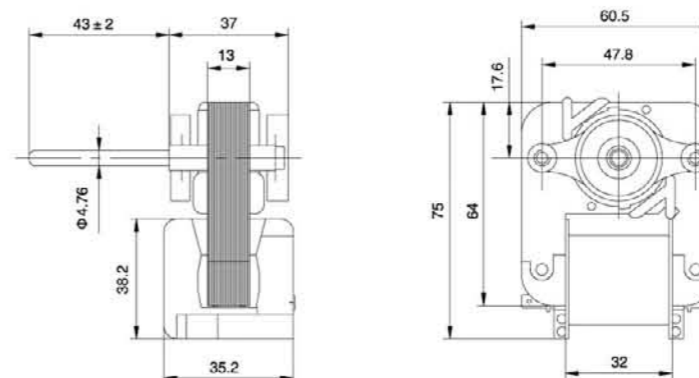


TYPE	ΦA	ΦB	C	D	ΦE
Φ154	200	162	49	25	190
Φ172	223	180	49	25	208
Φ200	246	208	49	25	236
Φ230	278	238	49	25	266
Φ254	300	268	49	25	290
Φ300	378	308	49	30	365

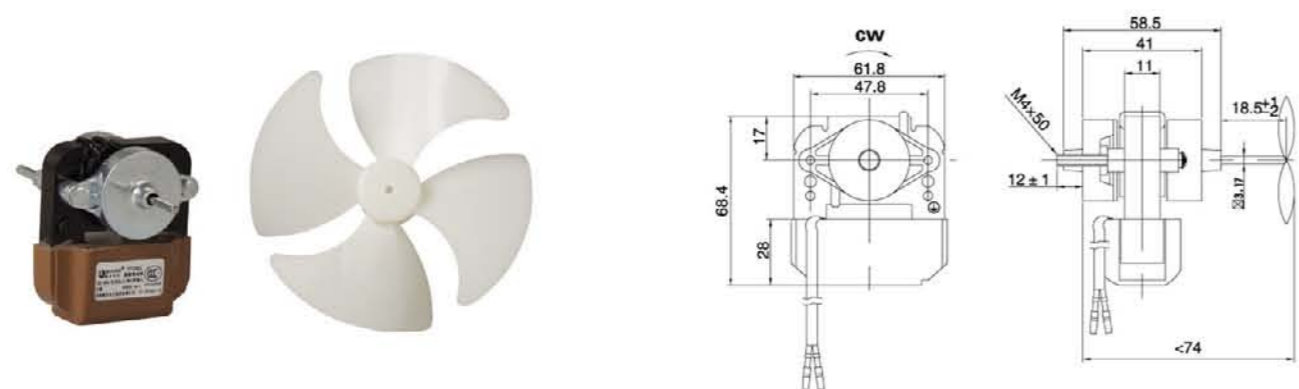
YZF30 罩极电机 Shaded Pole Motors



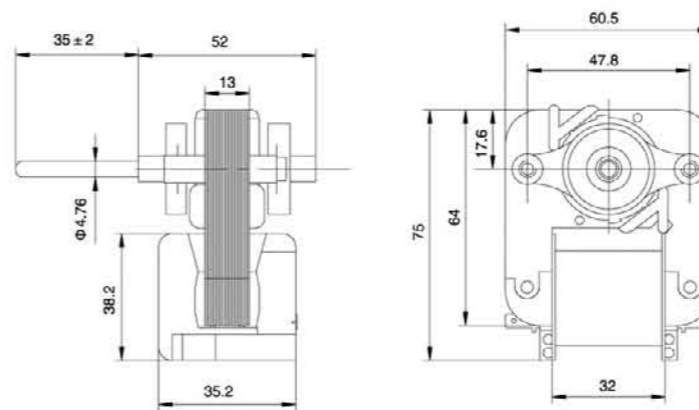
TYPE	VOLTAGE V	FREQUENCY Hz	CURRENT A	INPUT W	SPEED r/min	ROTATION	SHAFT		LICENSE
							LENGTH	DIAMETER	
YZF999	120	60	0.45	16	3000	CW/CCW	51 ± 2	Φ3.17	
YZF998	240	50	0.20	16	2400	CW/CCW	51 ± 2	Φ3.17	



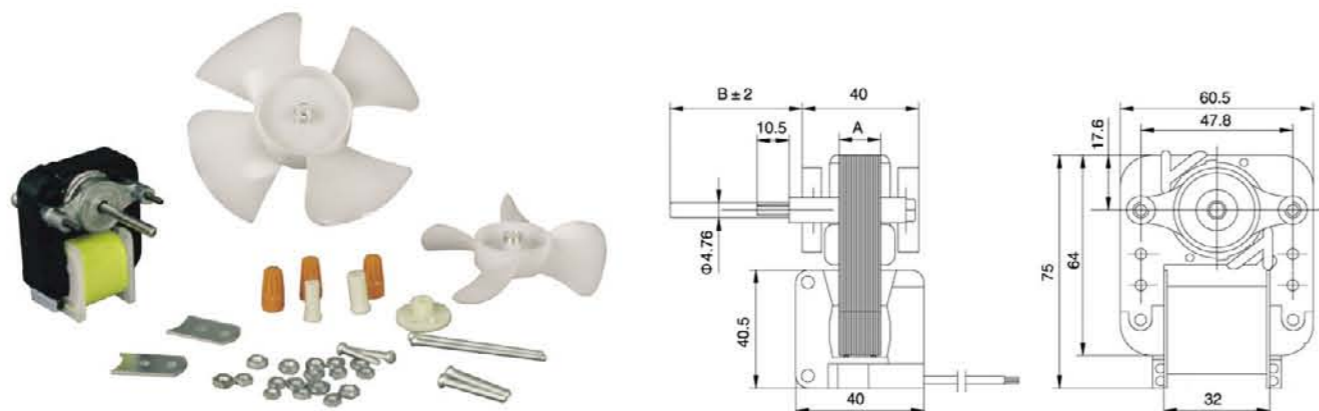
TYPE	VOLTAGE V	FREQUENCY Hz	CURRENT A	INPUT W	SPEED r/min	ROTATION	SHAFT		LICENSE
							LENGTH	DIAMETER	
YZF334	120	60	0.45	15	3000	CW/CCW	43 ± 2	Φ4.76	



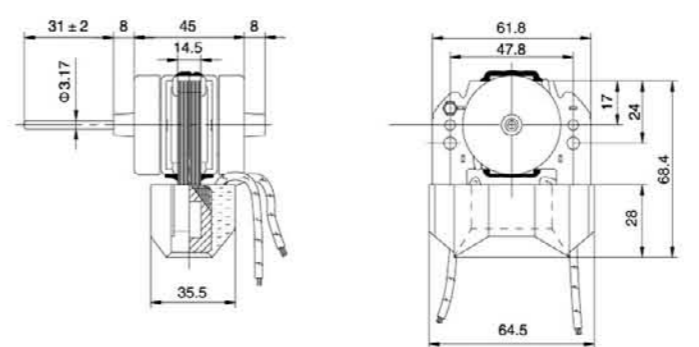
TYPE	VOLTAGE V	FREQUENCY Hz	CURRENT A	INPUT W	SPEED r/min	ROTATION	SHAFT		LICENSE
							LENGTH	DIAMETER	
YZF00822	220	50	0.06	6	2000	CW	18.5 ± 2	Φ3.17	



TYPE	VOLTAGE V	FREQUENCY Hz	CURRENT A	INPUT W	SPEED r/min	ROTATION	SHAFT		LICENSE
							LENGTH	DIAMETER	
YZF335	120	60	0.45	15	3000	CW/CCW	35 ± 2	Φ4.76	



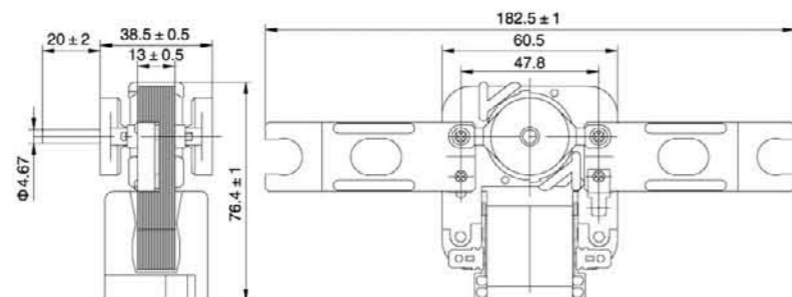
TYPE	VOLTAGE V	FREQUENCY Hz	CURRENT A	INPUT W	SPEED r/min	ROTATION	SHAFT		LICENSE
							LENGTH(B)	DIAMETER	
YZF670	120	60	0.48	19	2500	CW/CCW	40 ± 2	Φ4.76	
YZF672	240	50	0.30	19	2400	CW/CCW	40 ± 2	Φ4.76	
YZF673	120	60	0.53/0.32	27/19	2900/2600	CW/CCW	40 ± 2	Φ4.76	
YZF675	120/240	50/60	1.0/0.5	38	2800	CW/CCW	54 ± 2	Φ4.76	



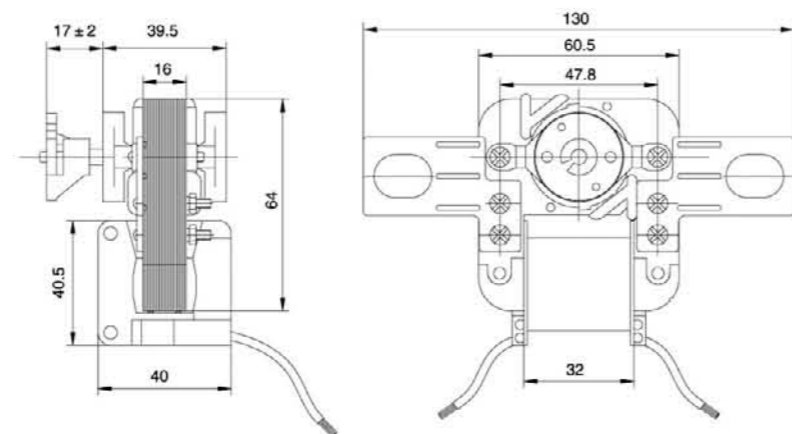
TYPE	VOLTAGE V	FREQUENCY Hz	CURRENT A	INPUT W	SPEED r/min	ROTATION	SHAFT		LICENSE
							LENGTH	DIAMETER	
YZF2250	220	50/60	0.07	8	2100	CW/CCW	31 ± 2	Φ3.17	



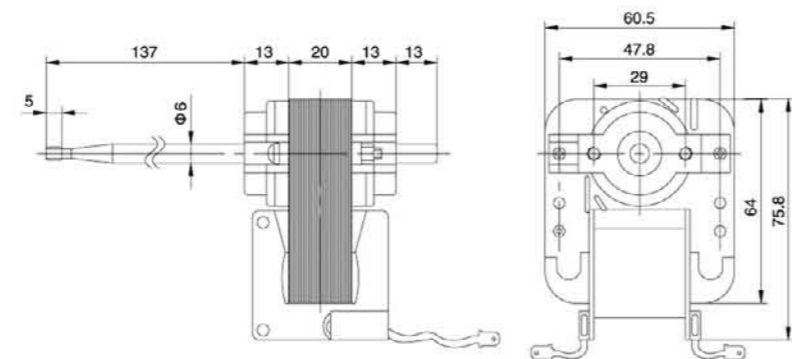
YZF30 罩极电机 Shaded Pole Motors



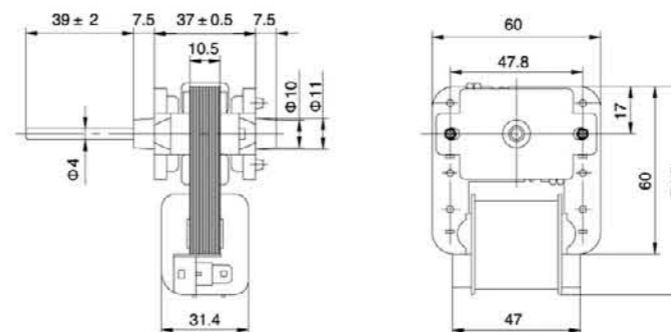
TYPE	VOLTAGE V	FREQUENCY Hz	CURRENT A	INPUT W	SPEED r/min	ROTATION	SHAFT	
							LENGTH	DIAMETER
YZF343	115	60	0.2	12	2700	CW/CCW	20 ± 2	Φ4.76



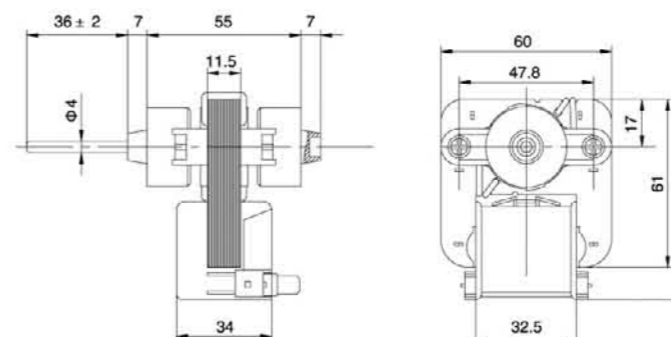
TYPE	VOLTAGE V	FREQUENCY Hz	CURRENT A	INPUT W	SPEED r/min	ROTATION	SHAFT	
							LENGTH	DIAMETER
YZF329	120	60	0.30	18	3000	CW/CCW	17 ± 2	Φ4.76



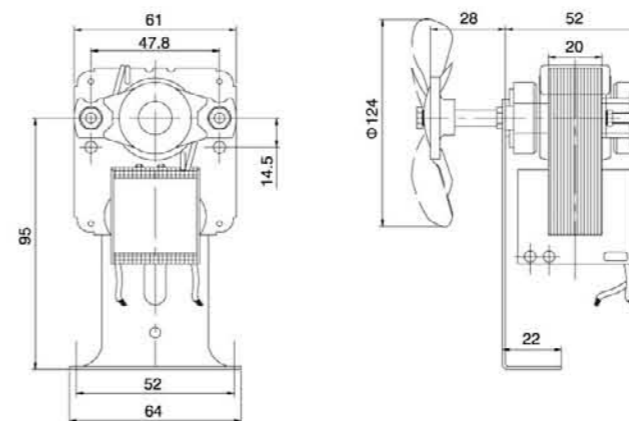
TYPE	VOLTAGE V	FREQUENCY Hz	CURRENT A	INPUT W	SPEED r/min	ROTATION	SHAFT	
							LENGTH	DIAMETER
YZF3020	100	60	0.40	20	3000	CW/CCW	137	Φ6
YZF3021	230	50/60	0.25	20	2400	CW/CCW	137	Φ6



TYPE	VOLTAGE V	FREQUENCY Hz	CURRENT A	INPUT W	SPEED r/min	ROTATION	SHAFT	
							LENGTH	DIAMETER
YZF052	220	50/60	0.08	8	2400	CW/CCW	39 ± 2	Φ4
YZF052E	110	50/60	0.17	8	2400	CW/CCW	39 ± 2	Φ4



TYPE	VOLTAGE V	FREQUENCY Hz	CURRENT A	INPUT W	SPEED r/min	ROTATION	SHAFT	
							LENGTH	DIAMETER
YZF25D	120	50/60	0.12	6	2400	CW/CCW	36 ± 2	Φ4
YZF25B	220	50/60	0.08	8	2400	CW/CCW	36 ± 2	Φ4



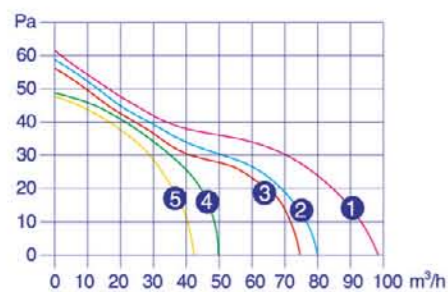
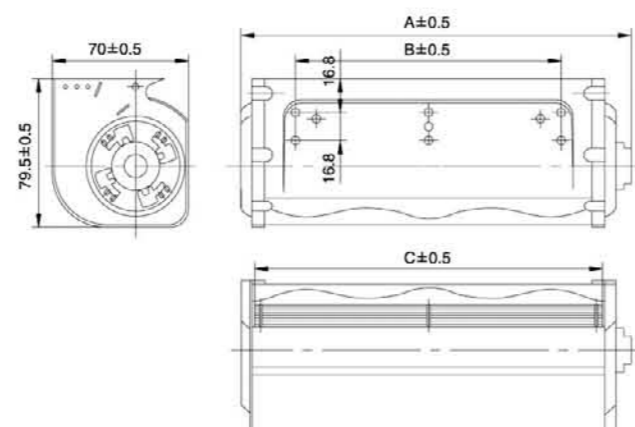
TYPE	VOLTAGE V	FREQUENCY Hz	CURRENT A	INPUT W	SPEED r/min	ROTATION	SHAFT	
							LENGTH	DIAMETER
YZF3213	127	60	0.28	17	2800	CCW	28 ± 2	Φ6
YZF3206	220	50/60	0.23	17	2400	CCW	28 ± 2	Φ6



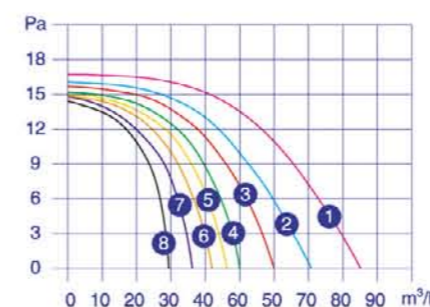

YGF 贯流风机 Cross Flow Motors



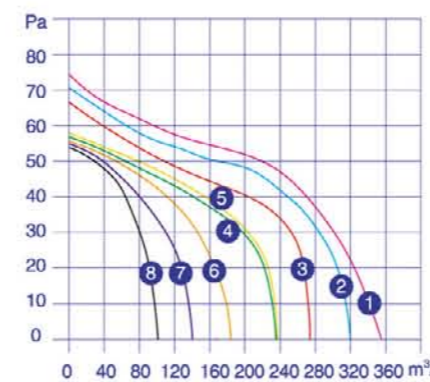
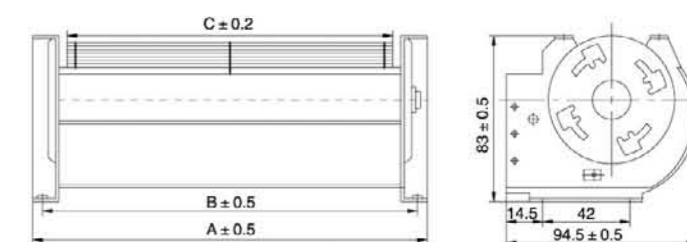
型号说明 Illustration of Model



TYPE 型号	VOLTAGE 额定电压 V	FREQUENCY 频率 Hz	CURRENT 额定电流 A	INPUT 输入功率 W	SPEED 转速 r/min	AIR VOLUME 额定风量 m³/h	A mm	B mm	C mm	NO.ON THE CURVE
YGF45.360	220	50	0.25	27.5	2500	98.0	383	328	360	①
YGF45.300	220	50	0.21	22.5	2500	80.0	323	268	300	②
YGF45.290	220	50	0.20	21.5	2500	76.8	313	258	290	③
YGF45.186	220	50	0.13	14.0	2500	50.0	209	154	186	④
YGF45.150	220	50	0.10	11.0	2500	42.0	173	118	150	⑤



TYPE 型号	VOLTAGE 额定电压 V	FREQUENCY 频率 Hz	CURRENT 额定电流 A	INPUT 输入功率 W	SPEED 转速 r/min	AIR VOLUME 额定风量 m³/h	A mm	B mm	C mm	NO.ON THE CURVE
YGF30.355	220	50	0.095	13.0	2300	85	379	363	355	①
YGF30.300	220	50	0.080	11.0	2300	72	323	308	300	②
YGF30.250	220	50	0.070	9.0	2300	60	283	258	250	③
YGF30.210	220	50	0.060	8.0	2300	50	233	218	210	④
YGF30.200	220	50	0.056	7.7	2300	48	223	208	200	⑤
YGF30.180	220	50	0.050	6.6	2300	43	203	188	150	⑥
YGF30.150	220	50	0.040	5.5	2300	36	173	158	150	⑦
YGF30.120	220	50	0.030	4.4	2300	29	143	128	120	⑧



TYPE 型号	VOLTAGE 额定电压 V	FREQUENCY 频率 Hz	CURRENT 额定电流 A	INPUT 输入功率 W	SPEED 转速 r/min	AIR VOLUME 额定风量 m³/h	A mm	B mm	C mm	NO.ON THE CURVE
YGF60.480	220	50	0.55	60	1200	354	506	496	480	①
YGF60.420	220	50	0.54	62	1400	310	446	436	420	②
YGF60.360	220	50	0.50	58	1800	270	386	376	360	③
YGF60.310	220	50	0.45	47	1300	235	336	326	310	④
YGF60.300	220	50	0.37	40	1500	230	326	316	300	⑤
YGF60.240	220	50	0.35	40	1800	175	266	256	240	⑥
YGF60.183	220	50	0.20	21	1300	140	206	196	183	⑦
YGF60.120	220	50	0.18	19	2300	92	146	136	120	⑧

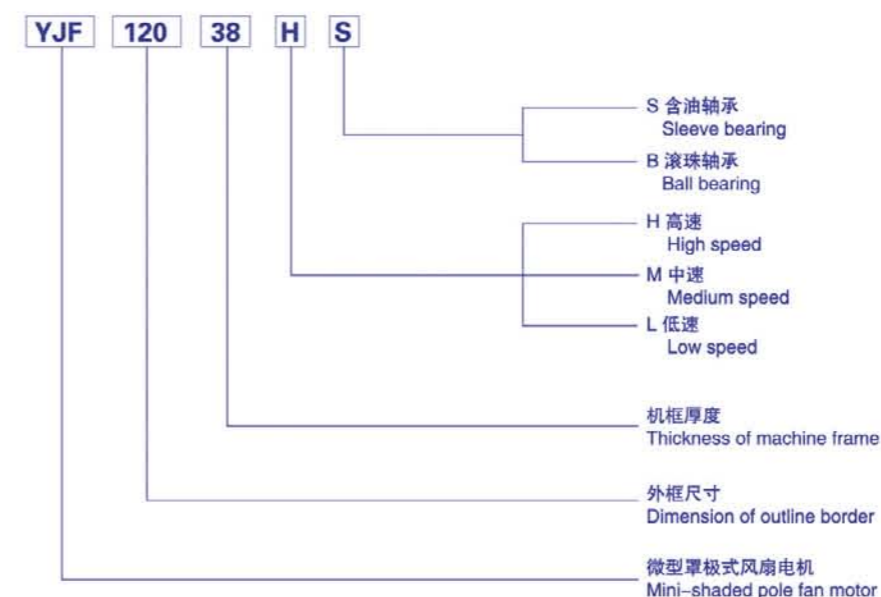
YJF Series of Shaded Pole Motors

YJF系列产品概述 YWF Summarize of products

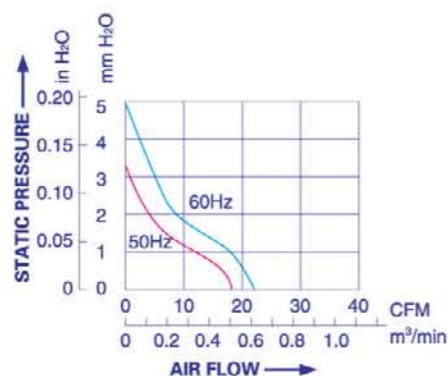
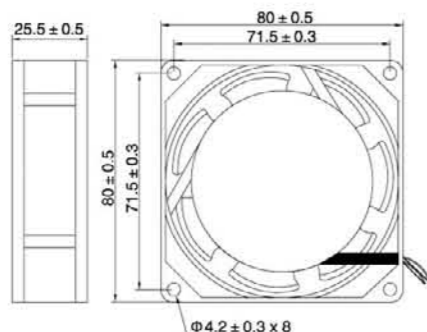
- YJF系列微型罩式风扇电机，具有结构紧凑、体积小、重量轻、噪音低、电磁干扰小、安全可靠、运用寿命长等特点。主要应用于制冷设备，电源设备，电焊机等仪器设备的通风散热。
- 适用温度：滚珠轴承 (B)-20~+60℃
含油轴承 (S) 0~+50℃
- 电机平均使用寿命为30000小时以上
- 电机使用前，必须将电机接地线与外部接地装置有效连接。

- YJF series mini-shaded pole fan motors have compact structure and small volume. They have characteristics of light weight convenient installation, low noisy, small electromagnetic disturbance, safty, longevity and so on, They are mainly applied to refrigeration equipment, power supply circuit, electric welding machine as well as other ventilating and cooling equipment
- The applicable ambient temperature.
Ball bearing: (B)-20~+60℃
Sleeve bearing: (S) 0~+50℃
- The average service life of motors is over 30000 hours.
- Before operating the motor, make sure to put the earth wire of the motor connected with the external grounding device.

型号说明 Illustration of Model

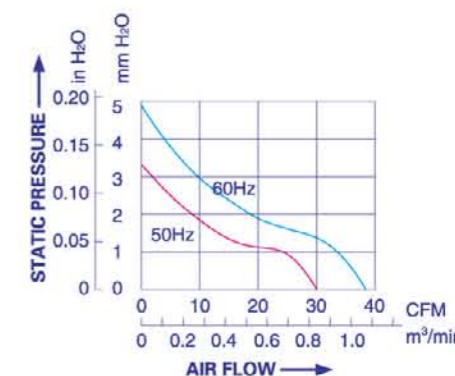
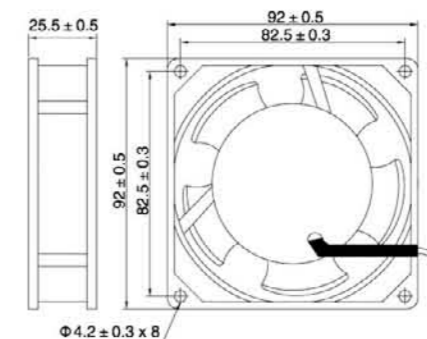


YJF-8025 罩极电机 Shaded Pole Motors



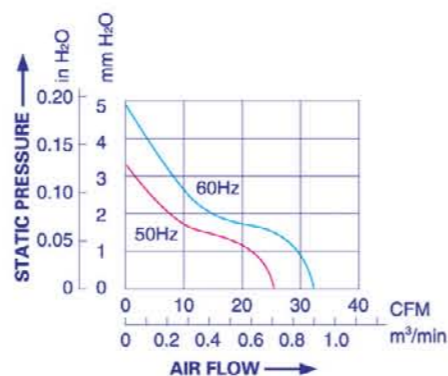
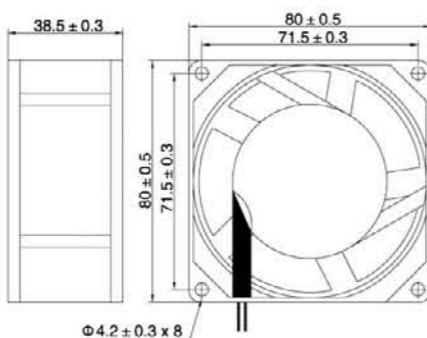
TYPE 型号	BEARING 轴承	LEAD WIRE 引出线	VOLTAGE 额定电压 V	FREQUENCY 额定频率 Hz	RATED INPUT 额定功率 W	RATED CURRENT 额定电流 A	SPEED 额定转速 r/min	AIR VOLUME 额定风量		STATIC PRESSURE 静压 mmH ₂ O	NOISE 噪音 dBA	NET WEIGHT 净重 kg
								m ³ /h	CFM			
8025HB	BALL	CABLE	220~240	50/60	11/9	0.065/0.055	2500/2900	0.51/0.62	18/22	3.30/4.83	29/33	0.24
8025HS	SLEEVE	CABLE	220~240	50/60	11/9	0.065/0.055	2300/2700	0.51/0.62	18/22	3.30/4.83	29/33	0.24
8025HB	BALL	CABLE	110~120	50/60	12/11	0.12/0.10	2500/2900	0.51/0.62	18/22	3.30/4.83	29/33	0.24
8025HS	SLEEVE	CABLE	110~120	50/60	12/11	0.12/0.10	2500/2900	0.51/0.62	18/22	3.30/4.83	29/33	0.24

YJF-9225 罩极电机 Shaded Pole Motors



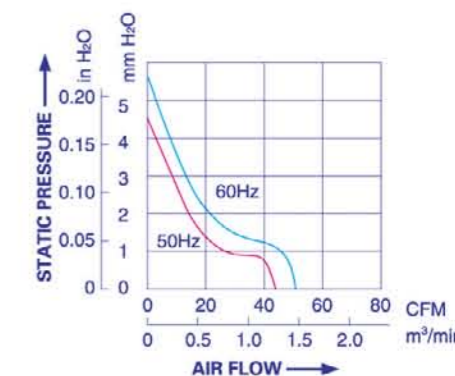
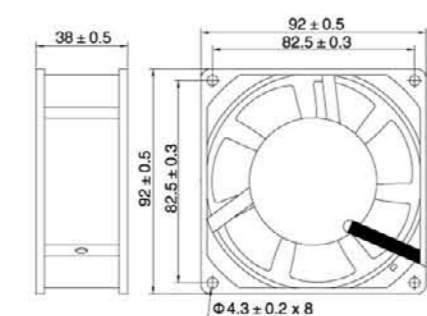
TYPE 型号	BEARING 轴承	LEAD WIRE 引出线	VOLTAGE 额定电压 V	FREQUENCY 额定频率 Hz	RATED INPUT 额定功率 W	RATED CURRENT 额定电流 A	SPEED 额定转速 r/min	AIR VOLUME 额定风量		STATIC PRESSURE 静压 mmH ₂ O	NOISE 噪音 dBA	NET WEIGHT 净重 kg
								m ³ /h	CFM			
9225HB	BALL	CABLE/TERMINAL	220~240	50/60	11.5/9.5	0.065/0.055	2300/2600	0.85/1.05	18/22	3.30/4.83	31/35	0.3
9225HS	SLEEVE	CABLE/TERMINAL	220~240	50/60	11.5/9.5	0.065/0.055	2300/2600	0.85/1.05	18/22	3.30/4.83	31/35	0.3
9225HB	BALL	CABLE/TERMINAL	110~120	50/60	13/12	0.12/0.11	2500/2900	0.85/1.05	18/22	3.30/4.83	31/35	0.3
9228HS	SLEEVE	CABLE/TERMINAL	110~120	50/60	13/12	0.12/0.11	2500/2900	0.85/1.05	18/22	3.30/4.83	31/35	0.3

YJF-8038 罩极电机 Shaded Pole Motors



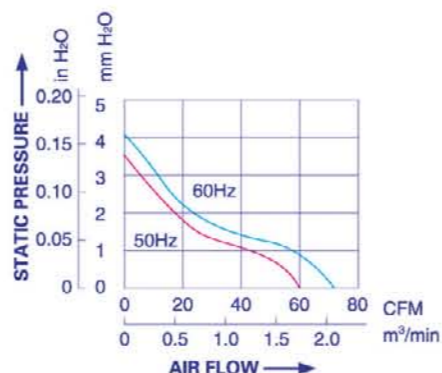
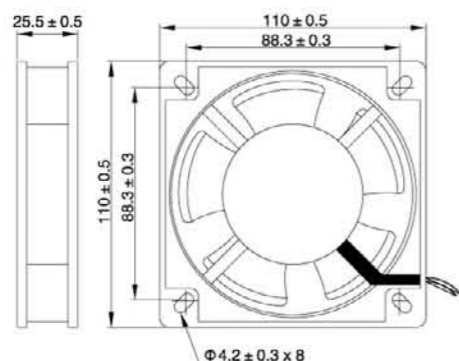
TYPE 型号	BEARING 轴承	LEAD WIRE 引出线	VOLTAGE 额定电压 V	FREQUENCY 额定频率 Hz	RATED INPUT 额定功率 W	RATED CURRENT 额定电流 A	SPEED 额定转速 r/min	AIR VOLUME 额定风量		STATIC PRESSURE 静压 mmH ₂ O	NOISE 噪音 dBA	NET WEIGHT 净重 kg
								m ³ /h	CFM			
8038HB	BALL	CABLE/TERMINAL	220~240	50/60	16/12	0.10/0.08	2400/2800	24/31	18/22	3.30/4.83	31/35	0.3
8038HS	SLEEVE	CABLE/TERMINAL	220~240	50/60	16/12	0.10/0.08	2300/2700	24/31	18/22	3.30/4.83	31/35	0.3
8038HB	BALL	CABLE/TERMINAL	110~120	50/60	14/12	0.15/0.13	2400/2800	24/31	18/22	3.30/4.83	31/35	0.3
8038HS	SLEEVE	CABLE/TERMINAL	110~120	50/60	14/12	0.15/0.13	2400/2800	24/31	18/22	3.30/4.83	31/35	0.3

YJF-9238 罩极电机 Shaded Pole Motors



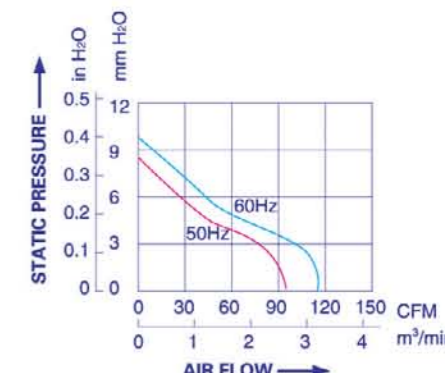
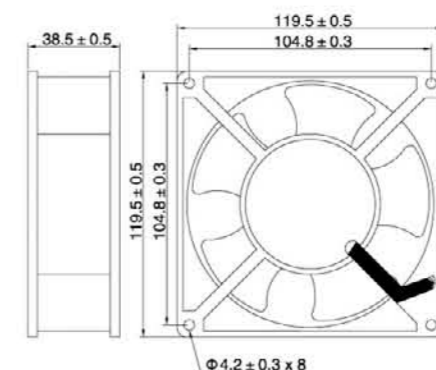
TYPE 型号	BEARING 轴承	LEAD WIRE 引出线	VOLTAGE 额定电压 V	FREQUENCY 额定频率 Hz	RATED INPUT 额定功率 W	RATED CURRENT 额定电流 A	SPEED 额定转速 r/min	AIR VOLUME 额定风量		STATIC PRESSURE 静压 mmH ₂ O	NOISE 噪音 dBA	NET WEIGHT 净重 kg
								m ³ /h	CFM			
9238HB	BALL	CABLE	220~240	50/60	17/12	0.12/0.09	2300/2800	1.20/1.35	43/49	4.50/5.50	32/37	0.40
9238HS	SLEEVE	CABLE	220~240	50/60	17/12	0.12/0.09	2200/2600	1.20/1.35	43/49	4.50/5.50	32/37	0.40
9238HB	BALL	CABLE	110~120	50/60	18	0.22	2400	1.20/1.35	43/49	4.50/5.50	32/37	0.40
9238HS	SLEEVE	CABLE	110~120	50/60	18	0.22	2400	1.20/1.35	43/49	4.50/5.50	32/37	0.40

YJF-11025 罩极电机 Shaded Pole Motors



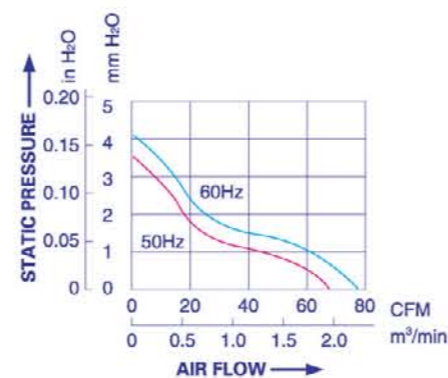
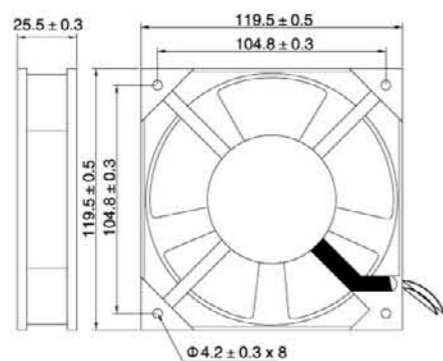
TYPE 型号	BEARING 轴承	LEAD WIRE 引出线	VOLTAGE 额定电压 V	FREQUENCY 额定频率 Hz	RATED INPUT 额定功率 W	RATED CURRENT 额定电流 A	SPEED 额定转速 r/min	AIR VOLUME 额定风量		STATIC PRESSURE 静压 mmH ₂ O	NOISE 噪音 dBA	NET WEIGHT 净重 kg
								m³/h	CFM			
11025HB	BALL	CABLE	220~240	50/60	19/17	0.10/0.09	2100/2400	1.70/2.01	60/71	3.56/4.06	36/38	0.33
11025HS	SLEEVE	CABLE	220~240	50/60	19/17	0.10/0.09	2000/2100	1.70/2.01	60/71	3.56/4.06	36/38	0.33
11025HB	BALL	CABLE	110~120	50/60	19/18	0.19/0.18	2200/2400	1.70/2.01	60/71	3.56/4.06	36/38	0.33
11025HS	SLEEVE	CABLE	110~120	50/60	19/18	0.19/0.18	2200/2400	1.70/2.01	60/71	3.56/4.06	36/38	0.33

YJF-12038 罩极电机 Shaded Pole Motors



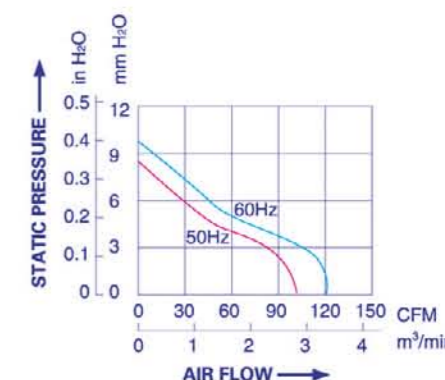
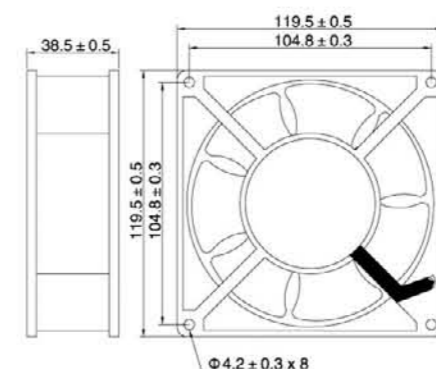
TYPE 型号	BEARING 轴承	LEAD WIRE 引出线	VOLTAGE 额定电压 V	FREQUENCY 额定频率 Hz	RATED INPUT 额定功率 W	RATED CURRENT 额定电流 A	SPEED 额定转速 r/min	AIR VOLUME 额定风量		STATIC PRESSURE 静压 mmH ₂ O	NOISE 噪音 dBA	NET WEIGHT 净重 kg
								m³/h	CFM			
12038HB	BALL	CABLE/TERMINAL	220~240	50/60	20/17	0.13/0.11	2600/2800	2.58/3.20	91/113	6.35/7.62	40/45	0.48
12038HS	SLEEVE	CABLE/TERMINAL	220~240	50/60	20/17	0.13/0.11	2600/2800	2.58/3.20	91/113	6.35/7.62	40/45	0.48
12038HB	BALL	CABLE/TERMINAL	110~120	50/60	21/18	0.22/0.18	2600/2900	2.58/3.20	91/113	6.35/7.62	40/45	0.48
12038HS	SLEEVE	CABLE/TERMINAL	110~120	50/60	21/18	0.22/0.18	2600/2900	2.58/3.20	91/113	6.35/7.62	40/45	0.48
12038HB	BALL	CABLE/TERMINAL	380	50	18	0.06	2600	2.58	91	6.35	40	0.48
12038HS	SLEEVE	CABLE/TERMINAL	380	50	18	0.06	2600	2.58	91	6.35	40	0.48

YJF-12025 罩极电机 Shaded Pole Motors



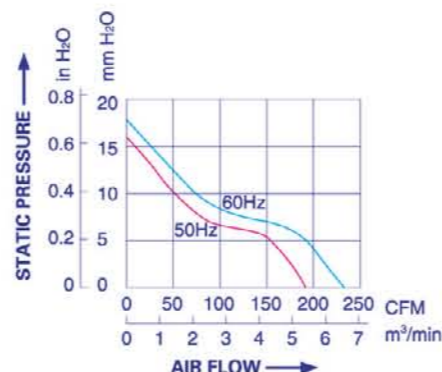
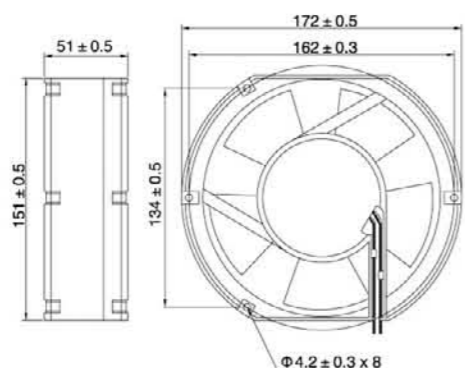
TYPE 型号	BEARING 轴承	LEAD WIRE 引出线	VOLTAGE 额定电压 V	FREQUENCY 额定频率 Hz	RATED INPUT 额定功率 W	RATED CURRENT 额定电流 A	SPEED 额定转速 r/min	AIR VOLUME 额定风量		STATIC PRESSURE 静压 mmH ₂ O	NOISE 噪音 dBA	NET WEIGHT 净重 kg
								m³/h	CFM			
12025HB	BALL	CABLE/TERMINAL	220~240	50/60	12/10	0.065/0.055	1950	1.87/2.21	66/78	3.56/4.06	38/40	0.33
12025HS	SLEEVE	CABLE/TERMINAL	220~240	50/60	12/10	0.065/0.055	1700	1.87/2.21	66/78	3.56/4.06	38/40	0.33
12025HB	BALL	CABLE/TERMINAL	110~120	50/60	19/18	0.19/0.18	2200/2400	1.87/2.21	66/78	3.56/4.06	38/40	0.33
12025HS	SLEEVE	CABLE/TERMINAL	110~120	50/60	19/18	0.19/0.18	2200/2400	1.87/2.21	66/78	3.56/4.06	38/40	0.33

YJF-12038-7 罩极电机 Shaded Pole Motors



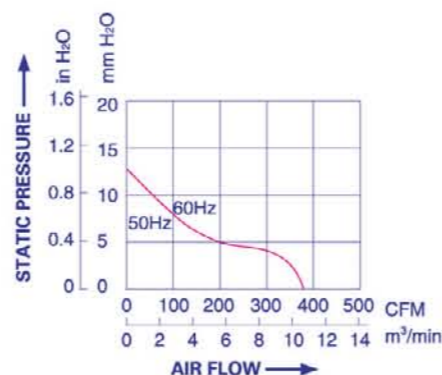
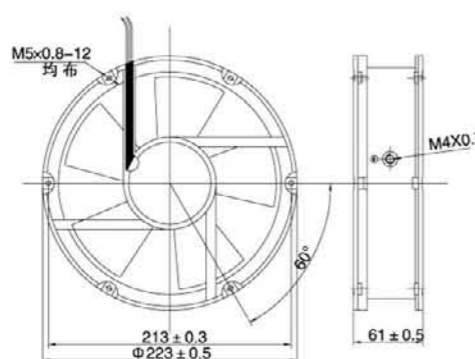
TYPE 型号	BEARING 轴承	LEAD WIRE 引出线	VOLTAGE 额定电压 V	FREQUENCY 额定频率 Hz	RATED INPUT 额定功率 W	RATED CURRENT 额定电流 A	SPEED 额定转速 r/min	AIR VOLUME 额定风量		STATIC PRESSURE 静压 mmH ₂ O	NOISE 噪音 dBA	NET WEIGHT 净重 kg
								m³/h	CFM			
12038HB-7	BALL	CABLE/TERMINAL	220~240	50/60	20/18	0.13/0.11	2500	2.72/3.37	96/119	6.67/8.01	40/45	0.48
12038HS-7	SLEEVE	CABLE/TERMINAL	220~240	50/60	20/18	0.13/0.11	2500	2.72/3.37	96/119	6.67/8.01	40/45	0.48
12038HB-7	BALL	CABLE/TERMINAL	110~120	50/60	21/18	0.22/0.18	2500/2900	2.72/3.37	96/119	6.67/8.01	40/45	0.48
12038HS-7	SLEEVE	CABLE/TERMINAL	110~120	50/60	21/18	0.22/0.18	2500/2900	2.72/3.37	96/119	6.67/8.01	40/45	0.48
12038HB-7	BALL	CABLE/TERMINAL	380	50	18	0.06	2500	2.72	96	6.67	40	0.48
12038HS-7	SLEEVE	CABLE/TERMINAL	380	50	18	0.06	2500	2.72	96	6.67	40	0.48

YJF-15050 罩机电机 Shaded Pole Motors



TYPE 型号	BEARING 轴承	LEAD WIRE 引出线	VOLTAGE 额定电压 V	FREQUENCY 额定频率 Hz	RATED INPUT 额定功率 W	RATED CURRENT 额定电流 A	SPEED 额定转速 r/min	AIR VOLUME 额定风量		STATIC PRESSURE 静压 mmH ₂ O	NOISE 噪音 dBA	NET WEIGHT 净重 kg
								m ³ /h	CFM			
15050HB	BALL	CABLE/TERMINAL	220~240	50/60	36	0.24	2600	5.37/6.65	190/235	16.00/17.78	45/50	1.00
15050HS	SLEEVE	CABLE/TERMINAL	220~240	50/60	36	0.24	2600	5.37/6.65	190/235	16.00/17.78	45/50	1.00
15050HB	BALL	CABLE/TERMINAL	110~120	50/60	37/36	0.50/0.45	2700/3100	5.37/6.65	190/235	16.00/17.78	45/50	1.00
15050HS	SLEEVE	CABLE/TERMINAL	110~120	50/60	37/36	0.50/0.45	2700/3100	5.37/6.65	190/235	16.00/17.78	45/50	1.00
15050HB	BALL	CABLE/TERMINAL	380	50	34	0.11	2700	5.37	190	16.00	45	1.00
15050HS	SLEEVE	CABLE/TERMINAL	380	50	34	0.11	2700	5.37	190	16.00	45	1.00

YJF-22060 罩机电机 Shaded Pole Motors



TYPE 型号	BEARING 轴承	LEAD WIRE 引出线	VOLTAGE 额定电压 V	FREQUENCY 额定频率 Hz	RATED INPUT 额定功率 W	RATED CURRENT 额定电流 A	SPEED 额定转速 r/min	AIR VOLUME 额定风量		STATIC PRESSURE 静压 mmH ₂ O	NOISE 噪音 dBA	NET WEIGHT 净重 kg
								m ³ /h	CFM			
22060HB	BALL	CABLE/TERMINAL	220~240	50	45	0.30	2200	11	388	25.4	56	1.60
22060HB	BALL	CABLE/TERMINAL	110~120	50/60	57/58	0.76/0.77	2400	11	388	25.4	56	1.60
22060HB	BALL	CABLE/TERMINAL	380	50	47	0.16	2400	11	388	25.4	56	1.60